

VIRGINIA ECONOMIC DEVELOPMENT PARTNERSHIP



EMPLOYMENT CREATION AND CAPITAL INVESTMENT IN VIRGINIA 2005 YEAR END REPORT

The Virginia Economic Development Partnership (VEDP) is directed to enhance Virginia's economy by assisting existing businesses with their expansion plans and by recruiting new firms to the Commonwealth. VEDP monitors economic development activity in Virginia through its economic development announcements database. The database tracks direct investments and new jobs created in Virginia as a result of the announced plans of new or expanding companies. This information has been maintained, with modifications, since 1960. The following report covers announcements made between January 1 and December 31, 2005.

NOTES ON METHODOLOGY

This report is based on announcements of planned employment creation and capital expenditures in Virginia by basic companies (manufacturers and nonmanufacturers with a substantial customer base outside the state). Many of the new facilities announced are not yet in operation. The information indicates the kind of new economic activity occurring in the state; it does not measure total employment growth. Information is gathered from the Virginia Economic Development Partnership's allies at state, regional, and local levels, as well as from published sources and Partnership staff. Rules for documentation of announcements were established to ensure consistency of reported data. All information is obtained on a voluntary basis and no claim is made that the data are complete.

Media Contact: Christie Miller
804.545.5805
cmiller@yesvirginia.org

Content: Holly Allen
804.545.5775
hallen@yesvirginia.org

TABLE OF CONTENTS

EMPLOYMENT CREATION AND CAPITAL INVESTMENT SUMMARY	2
NEW AND EXPANSION ANNOUNCEMENTS	2
MANUFACTURING AND NONMANUFACTURING ANNOUNCEMENTS.....	2
MAJOR ANNOUNCEMENTS.....	2
MANUFACTURING	4
NONMANUFACTURING.....	4
REGIONAL ECONOMIC DEVELOPMENTS	4
SOUTHWESTERN VIRGINIA.....	4
SOUTHSIDE VIRGINIA	5
VALLEY REGION.....	6
NORTHERN VIRGINIA.....	7
CENTRAL VIRGINIA	7
HAMPTON ROADS	8
LOCAL ECONOMIC DEVELOPMENTS.....	8
TOTAL ANNOUNCEMENTS.....	8
PER CAPITA ANNOUNCEMENTS.....	8
OTHER ECONOMIC DEVELOPMENTS.....	9
METROPOLITAN STATISTICAL AREAS.....	9
PLANNING DISTRICT COMMISSIONS	10
FOREIGN INVESTMENT IN VIRGINIA.....	10
2005 VIRGINIA ANNOUNCEMENTS	13

EMPLOYMENT CREATION AND CAPITAL INVESTMENT SUMMARY

In 2005, the Virginia Economic Development Partnership recorded 455 announcements by companies intending to locate new facilities in Virginia or expand its existing operations (Table 1). The firms behind those plans expect to add 32,208 jobs and make capital investments of almost \$4.2 billion. As compared to Virginia's economic development activity in previous years, 2005 ranked sixth best in terms of employment and second best for capital investment (Table 2). In 2005 companies invested \$707 million more in Virginia than in 2004, due mostly to a strong year in more capital-intensive manufacturing activity. Job creation, however, declined by almost 30%, a trend gravitating to more historical levels of job creation, especially in the non-manufacturing sector. This level of performance is commensurate with the moderate growth of the U.S. economy.

NEW AND EXPANSION ANNOUNCEMENTS

Announcements made by companies that do not have a facility in Virginia or plan to set up

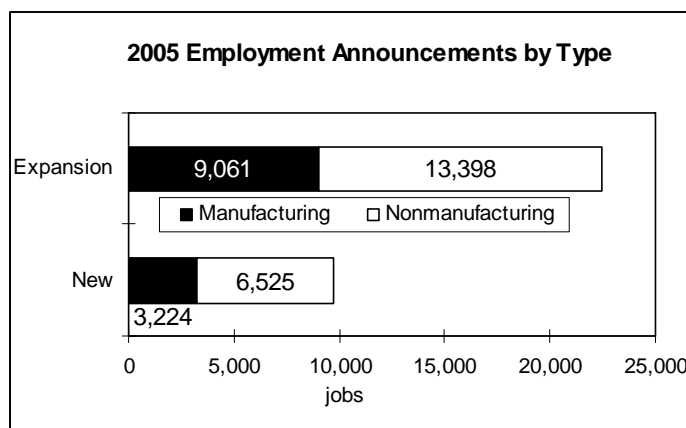
another Virginia operation in a different labor market from its existing location are considered to be new. The 89 announcements for new facilities represented 30.3% of the employment creation and 24.3% of the capital investment in Virginia's economic development activity in 2005.

Announcements from firms that plan to enlarge its existing Virginia operations are labeled as expansions. In 2005, there were 366 expansion announcements. Growth of existing firms accounted for 69.7% of employment and 75.7% of capital investment announced during the year.

MANUFACTURING AND NONMANUFACTURING ANNOUNCEMENTS

Manufacturing announcements include industries that make, assemble or process tangible products. The 185 announcements by manufacturing companies in 2005 were responsible for 38.1% of employment creation and 69.2% of capital investment plans. Virginia's manufacturing sector was particularly strong in 2005 as the number of projects increased by 19%. Jobs created as well as capital investments increased by 17%, as compared to 2004.

Nonmanufacturing announcements cover business and professional services such as headquarters or back offices, research and development, consulting, computer-related facilities, distribution centers and customer service centers. Nonmanufacturing establishments made 270 announcements in 2005.



These plans represent 61.9% of employment creation and 30.8% of capital investment announced during the year.

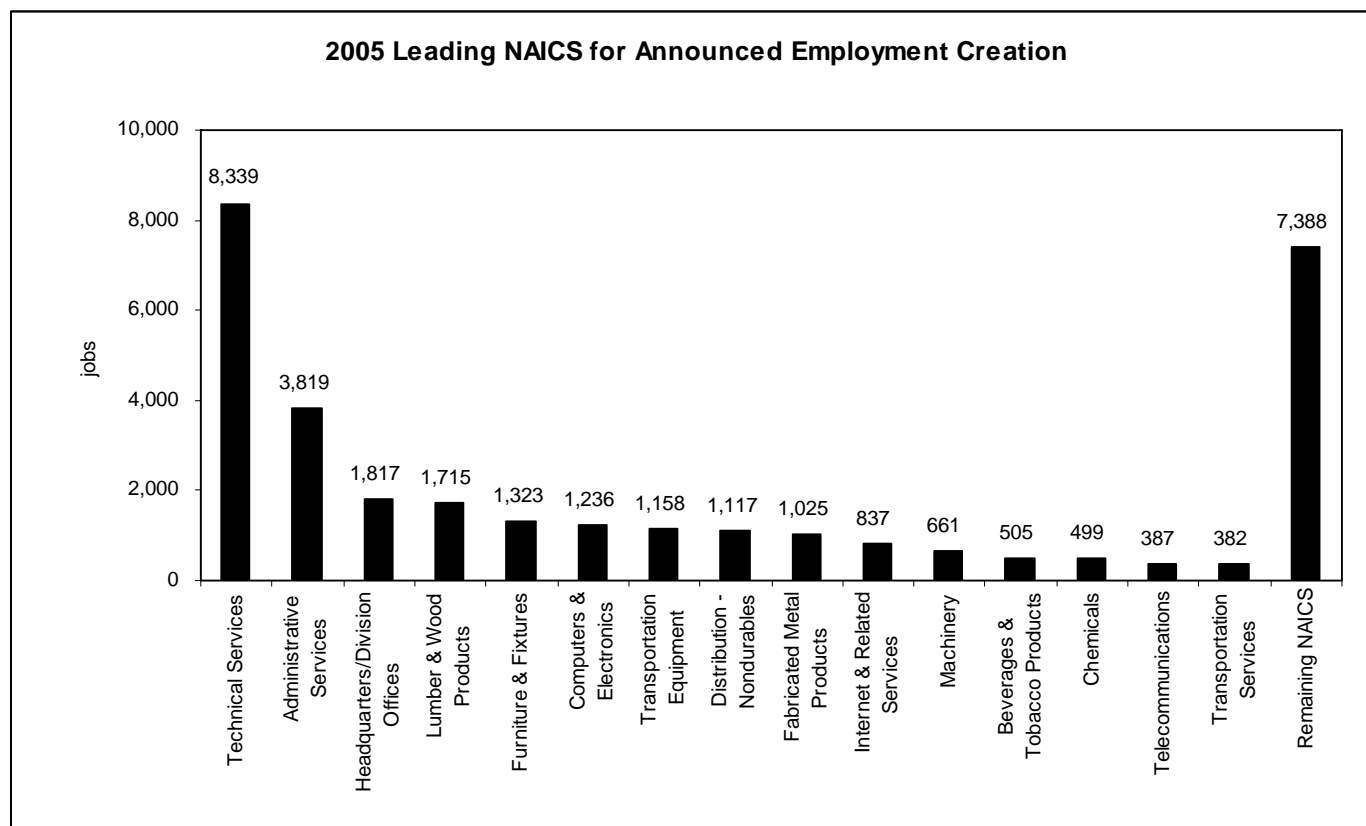
MAJOR ANNOUNCEMENTS

Virginia saw many sizable announcements in 2005. There were 30 projects announced that plan to create 250 or more jobs, and 13 that involved the creation of at least 500 jobs.

The largest employment creation announcement for the year was ICT Group, Inc.'s new 949-job technical support center in Chesapeake through a \$2.2 million investment. Announced in March, ICT completed its hiring in less than one year. Not far behind was Micron Technology's announced expansion of its Manassas semiconductor plant, consisting of 860 new high-tech jobs and \$1.2

billion in capital investment. This expansion is an excellent example of Virginia's continuing success in the semiconductor industry and was also the largest manufacturing employment announcement. Pearson Government Solutions recorded the third-largest employment project by announcing plans to open a \$5.6 million government services call center in Chesterfield County. The new call center facility will employ 800 people at its busiest time and will provide support for the 1-800 Medicare Helpline.

On the investment side, 26 different announcements of at least \$25 million were made in Virginia. The investment in 11 of those projects exceeded \$50 million. The previously noted \$1.2 billion expansion of Mi-



cron's semiconductor plant was the largest investment announcement in 2005 and will create 860 jobs. The second largest investment announcement was made by Philip Morris USA, which will invest \$300 million to open a research and technology center in the City of Richmond and will create 500 jobs. PepsiCo, Inc. placed third with its plans to invest \$140 million in a manufacturing and distribution facility in Wythe County where it will create 250 jobs to produce sports drinks.

NAICS SUMMARY

In 2005, Virginia recorded activity in 19 manufacturing codes defined by the North American Industrial Classification System (NAICS) (Table 3). Virginia also registered announcements in 22 different nonmanufacturing NAICS (Table 4).

MANUFACTURING

The manufacturing sectors that attracted the most capital investment in 2005 were Computers and Electronics (\$1.2 billion), Lumber and Wood Products (\$173.2 million) and Stone, Clay, and Glass Products (\$168.9 million). These groups accounted for 54.3% of manufacturing investments and 37.6% of total investments announced during the year.

Ranked by announced employment, the top manufacturing industries were Lumber and Wood Products (1,715 jobs), Furniture and Fixtures (1,323 jobs) and Computers and Electronics (1,236 jobs). For 2005, these sectors represented 34.8% of manufacturing

employment and 13.3% of total employment announced.

NONMANUFACTURING

The 2005 investment leaders for nonmanufacturing were Technical Services (\$638.7 million), Headquarters/Division Offices (\$191.1 million) and Distribution - Nondurables (\$73.2 million). These top three sectors represented 70.6% of nonmanufacturing investments and 21.7% of all investments announced in the year.

Ranked by employment announced, the leading industry groups were Technical Services (8,339 jobs), Administrative Services (3,819 jobs) and Headquarters/Division Offices (1,817 jobs). Those sectors accounted for 70.1% of all nonmanufacturing employment and 43.4% of all employment announced in 2005.

REGIONAL ECONOMIC DEVELOPMENTS

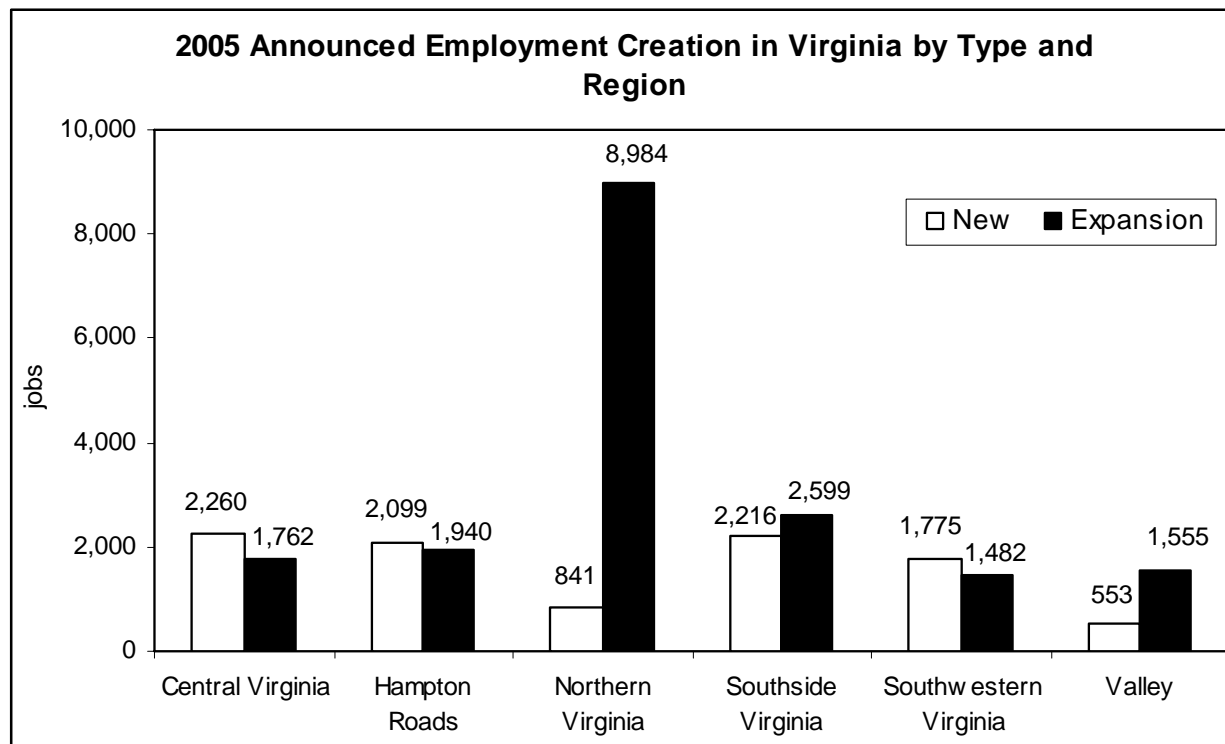
For analytical purposes, VEDP divides Virginia into six geographic regions (Table 5). In terms of announced investment, the leading regions were Northern Virginia (\$1.65 billion), Central Virginia (\$624.41 million) and Hampton Roads (\$479.96 million). The top three regions accounted for 66.3% of total investments for 2005. For planned employment, the most active regions were Northern Virginia (9,825 jobs), Southside Virginia (4,815 jobs) and Hampton Roads (4,039 jobs). These top regions registered 58.0% of all planned employment creation in 2005.

SOUTHWESTERN VIRGINIA

There were 45 announcements made in Virginia's Southwestern region in 2005, 32 of which were expansions. These announcements should lead to the creation of 3,257 jobs and investments of \$367.37 million. Announcements by new firms in the region accounted for 54.5% of Southwestern Virginia's employment and 71.3% of its investment during the year. This year was the second best ever in terms of both new jobs and investment and tied with 2004 for the top year in the volume of project activity.

The largest employment announcement for the Southwestern region occurred in non-manufacturing as Northrop Grumman Corporation plans to create a combined total of 433 new jobs through a new \$22.8 million, 130,000-square-foot help desk and backup

data center facility in Russell County. The largest investment announcement was PepsiCo, Inc.'s new \$140 million manufacturing and distribution facility in Wythe County where they will make sports drinks. PepsiCo, Inc. also plans to hire 250 employees as a result of this project. Other significant announcements for the region included James Hardie's plans to construct its first Virginia fiber-cement siding plant in Pulaski by investing \$95 million and creating 200 new jobs; K-VA-T Food Stores, Inc.'s \$19.35 million, 110-job expansion of its food distribution center in Washington County; CGI-AMS Inc.'s, \$6 million, 300-job new software development and systems integration facility in Russell County; and AmerLink, Inc.'s new \$3 million, 200-job log home manufacturing facility in Carroll County.



SOUTHSIDE VIRGINIA

During 2005, Virginia's Southside region recorded plans to create 4,815 jobs and investments of \$333.02 million. Of the region's 76 announcements, 59 were for expanded facilities. Expansions accounted for 59.1% of Southside's total capital investment and 54.0% of announced new jobs. This was a notable year in that it ranks the highest for both new employment announced and the amount of projects announced in the region.

The Southside region's top employment announcement was Yorktowne Cabinetry, Inc.'s new wood kitchen cabinets manufacturing facility in Danville that will add 540 jobs through a \$19 million investment. The region's top investment announcement was Sanfacon's new \$45.3 million paper and packaging products manufacturing facility in Campbell County that plans to hire 200 employees. In terms of employment, closely ranking second is StarTek, Inc.'s new \$5 million, 500-job call center in Petersburg while the second largest investment project was Service Center Metals' \$28 million expansion and upgrade of its aluminum extrusion plant in Prince George County. Leading announcements for the region also included Texturing Services Inc.'s relocation of its custom specialty yarn plant from North Carolina to Henry County by investing \$14 million and hiring 200 people; the expansion of Old River Cabinets' wood kitchen cabinet and counter-

top manufacturing facility in Amelia County that will employ an additional 200 workers through a \$10.5 million investment; and the expansion and upgrade of the Peebles Department Stores headquarters building and distribution center in Mecklenburg County through a \$6.5 million investment and the hiring of 107 employees.

VALLEY REGION

For 2005, this region's announcements totaled 2,108 jobs and \$253.48 million in investments. The Valley registered 25 announcements, the top year ever in terms of the number of projects announced. Twenty of these announcements were expansions of existing facilities. Expansions accounted for 73.8% of the employment and 88.3% of the investment in the region.

The Valley's largest announcement in terms of employment was FreightCar America, Inc.'s expansion into Virginia with the hiring of 400 employees in the City of Roanoke through a \$5.5 million investment. The company will lease a portion of Norfolk Southern's East End shops to manufacture railroad freight cars. The region's top investment announcement was ITT Industries Night Vision's plan to expand in Roanoke County by investing \$51.8 million and adding 250 employees. The company is expanding in response to the continued swell in global demand for night vision devices and goggles. Other notable projects included Richmond-based Interbake

Foods LLC's expansion into Warren County with a \$40.2 million cookie and cracker manufacturing center that will add 133 jobs to the county; Koyo Steering Systems of USA, Inc.'s \$35.9 million, 96-job expansion of its electronic steering systems facility in Botetourt County; and the expansion of Dynamic Aviation's aircraft modification and maintenance facility by way of a \$4.1 million investment and the addition of 206 jobs in Rockingham County.

NORTHERN VIRGINIA

In 2005, Northern Virginia recorded announcements of 9,825 jobs and capital investments of \$1.65 billion. Of the region's 157 announcements, 137 were for expansions. Existing firms in Northern Virginia accounted for 91.4% of its announced jobs, and 96.3% of its capital investments.

As mentioned earlier, Northern Virginia claimed the top statewide investment project, Micron Technology, which was also the region's top employment announcement. The second highest investment announcement was print and electronic news publisher Bureau of National Affairs, Inc. with a \$110 million, 289-job expansion of its corporate headquarters in Arlington County. Second, in terms of employment creation, was BAE Systems North America's expansion in Fairfax County where it will create 700 new high-tech jobs through a \$25 million investment to establish a new information technology work

center. Other noteworthy announcements in the region included Timber Truss Housing Systems Inc.'s \$8.8 million expansion of its wood truss manufacturing plant in Orange County that includes 130 new jobs; Union Bankshares Corporation's \$12.3 million, 122-job relocation and expansion of its headquarters and operations center into Caroline County; the National Institute of Health's new \$42.5 million regional biocontainment laboratory at the Prince William campus of George Mason University; and steel producer Gerda Ameristeel's relocation of its manufacturing operations from Maryland to King George County through a \$5 million investment and the creation of 50 new jobs.

CENTRAL VIRGINIA

In 2005, Central Virginia attracted 4,022 jobs and \$624.41 million in investment. The region recorded 61 announcements for the year, 43 of which were expansions. Central Virginia's new firms accounted for 56.2% of its announced jobs and 71.9% of its investments.

Central Virginia claimed the state's second largest job creation announcement, Pearson Government Solutions' new call center in Chesterfield County, as well as the state's second largest investment creation announcement, Philip Morris USA's new research and technology center in the City of Richmond, as previously mentioned. Other significant announcements included Northrop Grumman Corporation's new \$125 million op-

erations center that plans to bring more than 630 jobs into Chesterfield County; the \$11 million expansion of Mid-Atlantic Coca-Cola Bottling Co.'s beverage manufacturing facility in Henrico County that plans to add an additional 240 people to its workforce; Wal-Mart Stores Inc.'s 200-job, \$5 million expansion of its Louisa County distribution center; and Princeton BioMeditech Corporation's new biotechnology research and development and manufacturing facility in Albemarle County via a \$7 million investment and the planned hiring of 115 employees.

HAMPTON ROADS

For the year, Hampton Roads registered announcements for 4,039 jobs and investments of \$479.96 million. Expansions were responsible for 65 of the region's 80 announcements in 2005. The region's expansions accounted for only 48% of its announced employment but 84.9% of its capital investment.

The state's largest announcement in terms of employment was made in the Hampton Roads region. ICT Group's new call center includes the hiring of 949 people through a \$2.2 million investment in Chesapeake. The region's largest investment announcement was U.S. Gypsum Company's plans to invest \$132 million and create 25 new jobs to expand and modernize its building materials manufacturing facility in Norfolk. Notable announcements also included outdoor power equipment maker Stihl Incorporated's

planned expansion of its manufacturing facility in Virginia Beach by way of a \$78.4 million investment and the hiring of 150 employees; Wolseley plc's announcement to invest more than \$30 million to build a 220,000-square-foot headquarters facility in Newport News that will add more than 400 new jobs to the area; and Target Corporation's 60-job, \$15 million expansion of its East Coast import warehouse in Suffolk.

LOCAL ECONOMIC DEVELOPMENTS

TOTAL ANNOUNCEMENTS

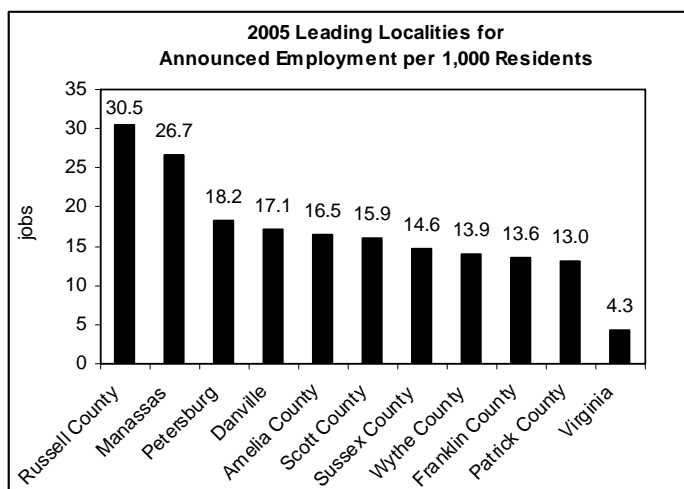
Eighty-three of Virginia's 134 counties and cities were represented in the 455 announcements for 2005 (Table 6). Fairfax County received the most announced employment with 6,621 jobs. Fairfax benefited from having seven of the state's top 20 employment announcements. Rounding out the top five localities for employment announcements were Chesterfield County (2,082 jobs), Chesapeake (1,590 jobs), Manassas (981 jobs), and Russell County (888 jobs).

Manassas led all localities in capital investments with \$1.20 billion. Manassas benefited from having the top investment announcement in the state, Micron Technology, Inc. The remaining top five localities by investment were the City of Richmond (\$301 million), Norfolk (\$214 million), Prince William County (\$211 million), and Chesterfield County (\$202 million).

PER CAPITA ANNOUNCEMENTS

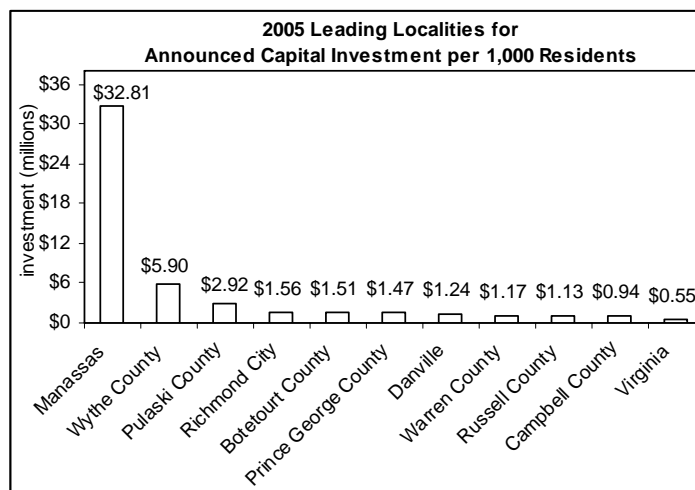
Analyzing economic development activity by locality on a per capita basis shows how the localities compare to each other on a relative basis by weighting the totals according to each locality's population. Using the population estimates from the Weldon Cooper Center for Public Service and VEDP's economic development activity totals, Virginia as a whole in 2005 registered 4.3 jobs created and \$548,840 in capital investments per 1,000 residents (Table 7).

Of the 80 counties and cities that recorded employment creation announcements in 2005, 34 localities were at the Virginia average or higher and 46 localities were below the statewide average. The top five localities for announced employment creation per 1,000 residents were Russell County, Manassas, Petersburg, Danville and Amelia County.



For the 81 localities with announced capital investments in 2005, 23 were above and 58 were below the Virginia per capita average. The top five localities for capital in-

vestment announcements per 1,000 residents were Manassas, Wythe County, Pulaski County, the City of Richmond, and Botetourt County.

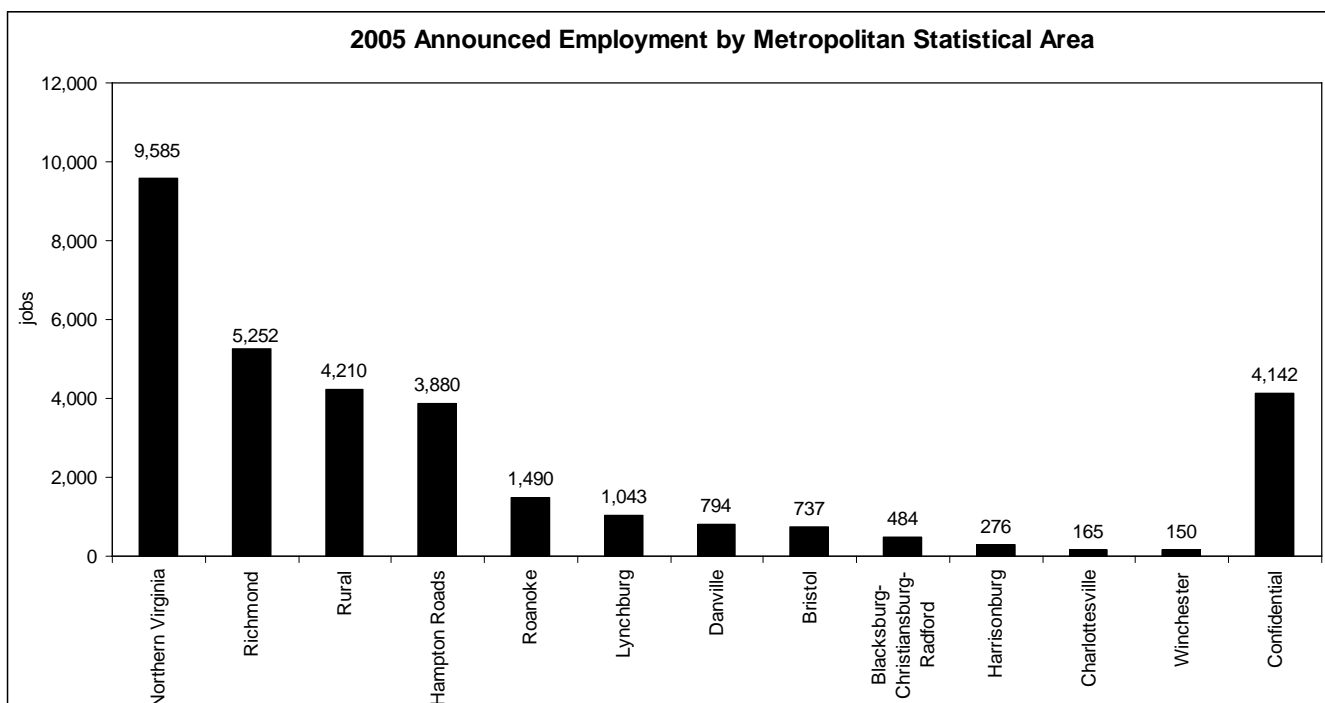


OTHER ECONOMIC DEVELOPMENTS

METROPOLITAN STATISTICAL AREAS

There are 11 Metropolitan Statistical Areas (MSAs) completely or partially located in Virginia (Table 8). MSAs consist of urban areas and their surrounding counties. The U.S. Bureau of the Census defines the boundaries of MSAs. Virginia's MSAs accounted for 78.5% of new job creation and 77.7% of new capital investment announced in the state in 2005. MSAs represented 72.1% of employment creation and 81.0% of capital investment from Virginia's expansion projects for the year.

In terms of announced employment creation during 2005, the leading MSAs in the Commonwealth were the Virginia portion of the Washington-Arlington-Alexandria DC-VA-MD-WV MSA (9,585 jobs), Richmond, VA



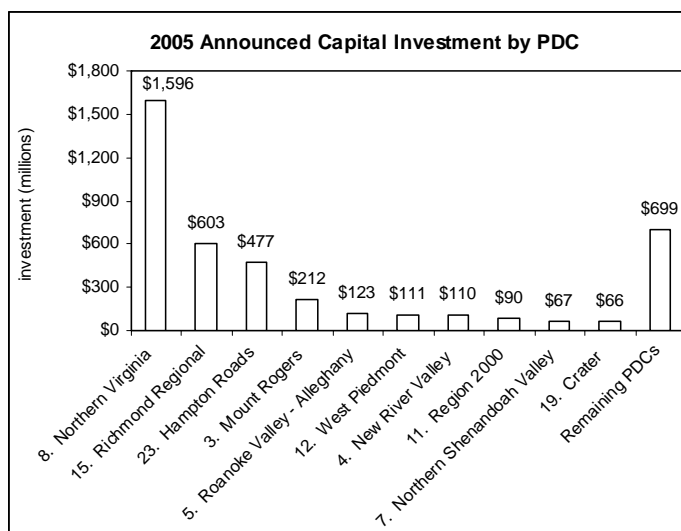
MSA (5,252 jobs) and the Virginia portion of the Virginia Beach-Norfolk-Newport News VA-NC MSA (3,880 jobs). Including the non-MSA localities in the comparison, the rural areas would have ranked third with 4,210 jobs announced.

For announcements of capital investment, the top MSAs were the Virginia portion of the Washington-Arlington-Alexandria DC-VA-MD-WV MSA (\$1.65 billion), Richmond, VA MSA (\$712.17 million) and the Virginia Beach-Norfolk-Newport News VA-NC MSA (\$474.16 million). By investments, the non-MSA areas announced a total of \$373.56 million, which would have put them in fourth place.

PLANNING DISTRICT COMMISSIONS

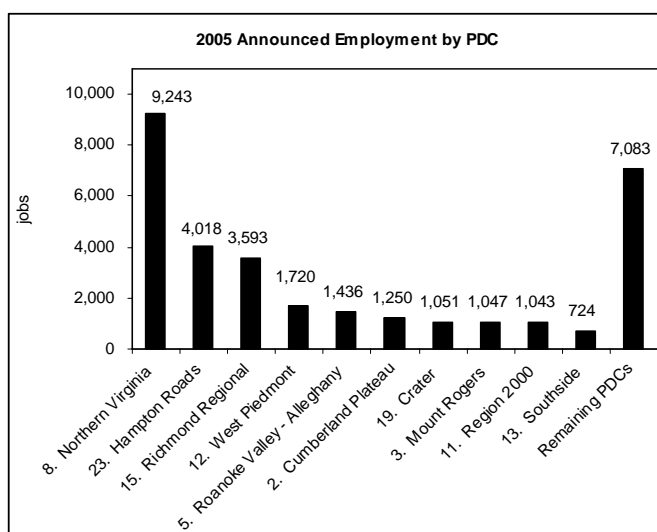
Virginia contains 21 Planning District Commissions (PDCs). These regional groups develop comprehensive plans for promoting

economic and physical growth in their areas. Nineteen PDCs recorded announcements during the year (Table 9). Nine PDCs saw total employment announcements of more than 1,000 jobs, and seven PDCs recorded combined capital investment plans of \$100 million or more.



For 2005, the Northern Virginia PDC ranked number one in terms of employment, with 9,243 jobs, and ranked first on the in-

vestment side with \$1.60 billion. The Hampton Roads PDC took second place in terms of employment, 4,018 jobs, and ranked number three for investment with \$477.46 million. The Richmond Regional PDC ranked third for employment with total announcements of 3,593 jobs, and ranked second for investments at \$603.32 million.



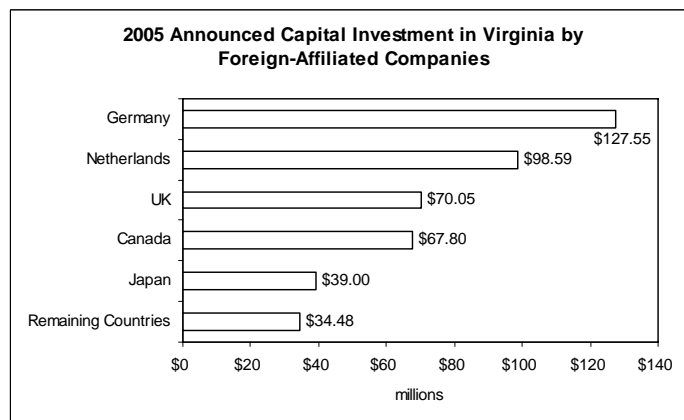
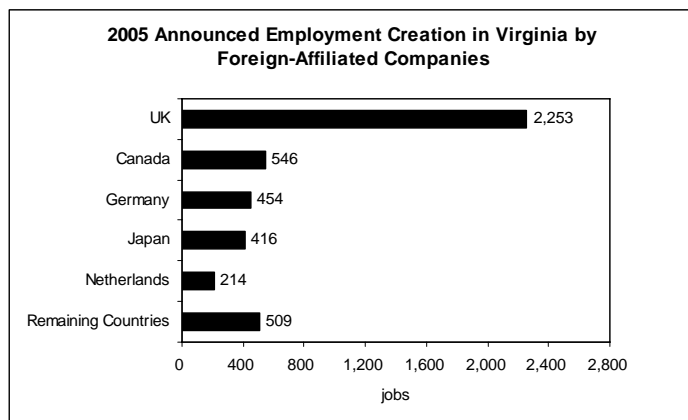
FOREIGN INVESTMENT IN VIRGINIA

Investments made by foreign companies constitute an important part of Virginia's economic development activity. During 2005, foreign-affiliated announcements were responsible for the creation of 4,392 jobs and the investment of \$437.46 million (Table 10) and the number of projects with foreign connections grew by 30% over 2004.

Foreign announcements originated from 15 different countries in 2005 (Table 11). Leading the way in foreign investment in Virginia was Germany at just more than \$127.6

million. Combined with the Netherlands' \$98.6 million, these top two countries accounted for 51.7% of foreign investment for the year. As previously mentioned, leading foreign-affiliated investment announcements for the state were James Hardie's (Netherlands) fiber-cement siding manufacturing plant expansion in Pulaski County and STIHL Incorporated's (Germany) handheld power equipment manufacturing facility expansion in Virginia Beach. Other notable foreign-affiliated investment announcements included the new \$45.3 million, 200-job paper and packaging products manufacturing plant by Sanfacon (Canada) in Campbell County and Koyo Steering Systems USA Inc.'s (Japan) \$35.9 million, 96-job expansion of its Botetourt County electronic steering systems manufacturing operations.

The United Kingdom was the top country for employment generated by foreign-affiliated companies with 2,253 jobs announced. Including the 546 jobs created from Canadian-affiliated companies, these top two countries represented 63.7% of foreign-affiliated employment generated in 2005. Leading foreign-affiliated employment announcements included previously mentioned BAE Systems North America (UK), Pearson Government Solutions (UK) and Wolseley plc (UK), along with information technology services provider CGI-AMS Inc.'s (Canada) announcement of its new \$6 million software development and systems integration facility



in Russell County that will create 300 jobs; NYK Logistics' (Japan) new retail goods distribution center that will add 300 jobs to the Hampton area; BT Conferencing Inc.'s (United Kingdom) planned creation of 150 jobs at its new \$1 million call center in Chesapeake; and woven fabric maker Nari-cot Industries, LP's (Germany) \$3.3 million expansion of its Southampton County facility, creating 138 jobs.

Foreign investment occurred in 17 industrial groups as defined by the NAICS codes. Virginia industries receiving the most

employment from foreign-affiliated companies in 2005 were Technical Services (1,134 jobs), Headquarters/Division Offices (433 jobs), Distribution - Nondurables (325 jobs), Transportation Equipment (242 jobs) and Administrative Services (230 jobs). For the year, leading sectors of foreign-investment announcements were Lumber & Wood Products (\$96 million), Machinery (\$86 million), Paper Products (\$59 million), Transportation Equipment (\$56 million) and Headquarters/Division Offices (\$32 million).



EMPLOYMENT CREATION AND CAPITAL INVESTMENT IN VIRGINIA

2005 Virginia Announcements

Company Name	Location	MFG	Type	Business	Employment	Investment (millions)
KmX USA*	Accomack County	M	E	Recycle chemicals	21	\$2.50
	Accomack County Total			1 announcement	21	\$2.50
Athena Innovative Solutions Inc.	Albemarle County	N	E	Database and IT services; defense contractor	50	\$0.00
Princeton BioMeditech Corp.	Albemarle County	M	N	Manufacture rapid diagnostic tests	115	\$7.00
	Albemarle County Total			2 announcements	165	\$7.00
Lumenos	Alexandria	N	E	Corporate HQ; healthcare insurance	50	\$0.10
Systems Engineering Inc.	Alexandria	N	E	IT services	54	\$0.20
Wiley & Associates	Alexandria	N	E	Architectural and engineering services	15	\$0.00
	Alexandria Total			3 announcements	119	\$0.30
TransCore	Alleghany County	N	N	Customer service/data center; electronic tolling operations	60	\$1.40
	Alleghany County Total			1 announcement	60	\$1.40
Old River Cabinets	Amelia County	M	E	Wood kitchen cabinets and countertops	200	\$10.50
	Amelia County Total			1 announcement	200	\$10.50
Old Dominion Box	Amherst County	M	E	Manufacture steel parts for automated machines	15	\$0.20
	Amherst County Total			1 announcement	15	\$0.20
Bureau of National Affairs, Inc.	Arlington County	N	E	Corporate HQ; publisher of print and electronic news	289	\$110.00
Mutual Telecom Services	Arlington County	N	E	Telecommunications integrated systems	30	\$2.10
Subsystem Technologies	Arlington County	N	E	IT government contracting	15	\$0.00
	Arlington County Total			3 announcements	334	\$112.10
Alcoa Home Exteriors	Augusta County	M	E	Vinyl siding	60	\$1.44
McKee Foods Corporation	Augusta County	M	E	Snack cakes	3	\$6.50
	Augusta County Total			2 announcements	63	\$7.94
Fostek, Inc.	Bedford City	M	N	Manufacture foam products	60	\$1.50
	Bedford City Total			1 announcement	60	\$1.50
Barr Laboratories Inc.	Bedford County	M	E	Pharmaceuticals	70	\$15.00
Dramco Machine Technologies	Bedford County	M	E	Design and integrate custom machinery	5	\$0.10
Innovative Computer Solutions	Bedford County	N	E	Software development	30	\$1.00
nCore, Inc.	Bedford County	N	E	Packaging engineering	15	\$0.10
	Bedford County Total			4 announcements	120	\$16.20
Franklin Ready Mix	Bland County	M	E	Concrete	16	\$2.00
Wright Machine & Manufacturing	Bland County	M	N	Machinery- tool and die	3	\$0.15
	Bland County Total			2 announcements	19	\$2.15
Koyo Steering Systems USA Inc. *	Botetourt County	M	E	Electronic steering systems	96	\$35.90
Virginia Forge Co.	Botetourt County	M	E	Automotive wheel bearing braces	6	\$12.25
	Botetourt County Total			2 announcements	102	\$48.15
Snack Alliance Inc.	Bristol	M	E	Manufacture snack foods	25	\$0.60
Triwood Inc.	Bristol	M	N	Manufacture wood flooring	60	\$1.00
	Bristol Total			2 announcements	85	\$1.60

EMPLOYMENT CREATION AND CAPITAL INVESTMENT IN VIRGINIA

Company Name	Location	MFG	Type	Business	Employment	Investment (millions)
Scotts Company	Brunswick County	M	E	Manufacture mulch	15	\$1.00
	Brunswick County Total			1 announcement	15	\$1.00
L&R Precision Tooling	Campbell County	M	E	Manufacture precision balancing machines	15	\$1.00
Sanfacon*	Campbell County	M	N	Manufacture paper and packaging products	200	\$45.30
Tarkett Wood, Inc.	Campbell County	M	E	Manufacture hardwood flooring	26	\$1.70
	Campbell County Total			3 announcements	241	\$48.00
Indiana Floor, Inc.	Caroline County	M	E	Manufacture wood flooring	20	\$3.00
Quarles Petroleum	Caroline County	N	E	Distribute petroleum products	4	\$4.00
Sisson Excavating	Caroline County	N	N	Recycle industrial and construction materials	12	\$3.00
Union Bankshares Corp.	Caroline County	N	E	Banking operations center; HQ	122	\$12.30
	Caroline County Total			4 announcements	158	\$22.30
AmerLink, Inc.	Carroll County	M	N	Manufacture log homes	200	\$3.00
DBT America*	Carroll County	M	E	Manufacture bulk material conveyor belts, chains, and parts	25	\$1.00
	Carroll County Total			2 announcements	225	\$4.00
Sunrise Shavings, LLC	Charlotte County	M	E	Manufacture and distribute wood shavings	10	\$0.15
	Charlotte County Total			1 announcement	10	\$0.15
American Funds Service Company	Chesapeake	N	E	Customer service center, investment management services	250	\$13.70
BT Conferencing Inc.*	Chesapeake	N	N	Call center	150	\$1.00
ICT Group, Inc.	Chesapeake	N	N	Call center	949	\$2.20
Invento GmbH*	Chesapeake	M	N	Manufacture kites	7	\$0.20
LPI Technical Services	Chesapeake	M	E	Ship repair, maritime engineering	234	\$0.10
	Chesapeake Total			5 announcements	1,590	\$17.20
Alcan Packaging*	Chesterfield County	M	E	Manufacture packaging	25	\$14.00
Allied Concrete Products	Chesterfield County	M	E	Concrete	20	\$18.00
Antioch Co.	Chesterfield County	M	E	Photo albums, distribution center	0	\$0.50
Atlantic Constructors	Chesterfield County	M	E	Steel fabrication	150	\$9.10
BrandSeed	Chesterfield County	N	E	Marketing services; print ads, media, in-bound call center	50	\$0.00
Dominion Generation	Chesterfield County	N	E	Electric power generation	14	\$2.00
Gibson Industrial Inc.	Chesterfield County	M	E	Structural steel and plate fabrication	60	\$0.00
Merit Medical Systems Inc.	Chesterfield County	N	E	Medical packaging; division HQ	200	\$5.00
National Welders Supply Co.	Chesterfield County	M	E	Industrial gas manufacturing	0	\$12.50
Northrop Grumman Corporation	Chesterfield County	N	E	Operations center; IT services	100	\$7.00
Northrop Grumman Corporation	Chesterfield County	N	N	Operations center; IT services	531	\$118.00
Pearson Government Solutions*	Chesterfield County	N	N	Call center, government services	800	\$5.60
Redemtech	Chesterfield County	N	N	Electronic equipment asset management and recycling	80	\$1.20
Stamp Tech, Inc.	Chesterfield County	M	E	Metal stamping and tooling	20	\$2.00
Swedish Match North America*	Chesterfield County	N	E	US HQ; tobacco products	10	\$0.00
Wako Chemicals USA Inc. *	Chesterfield County	M	E	HQ; specialty chemicals	10	\$2.50
Xymid, LLC	Chesterfield County	M	E	Fabric and plastic sleeves for printing machinery	12	\$5.00
	Chesterfield County Total			17 announcements	2,082	\$202.40

EMPLOYMENT CREATION AND CAPITAL INVESTMENT IN VIRGINIA

Company Name	Location	MFG	Type	Business	Employment	Investment (millions)
Moerings USA*	Culpeper County	N	N	Perennial greenhouse	14	\$3.59
	Culpeper County Total			1 announcement	14	\$3.59
EIT, Inc.	Danville	M	N	Electronic design and manufacturing services	120	\$12.00
Essel Propack America LLC*	Danville	M	E	Toothpaste tubes	40	\$15.00
Shorewood Packaging Corp.	Danville	M	E	Printed paperboard cartons	42	\$10.00
TWM Cabling Solutions	Danville	M	N	Manufacture wire harnesses; cable assembly	50	\$1.60
Yorktowne Cabinetry, Inc.	Danville	M	N	Manufacture wood kitchen cabinets	540	\$19.00
	Danville Total			5 announcements	792	\$57.60
SI International Inc.	Dickenson County	N	N	In-bound customer support center for federal client	100	\$1.00
Superior Fabrication Group	Dickenson County	M	E	Fabricate metal assemblies and components	30	\$0.60
	Dickenson County Total			2 announcements	130	\$1.60
Northrop Grumman Corporation	Dinwiddie County	N	N	IT systems; project support	34	\$0.00
	Dinwiddie County Total			1 announcement	34	\$0.00
CC Pace	Fairfax City	N	E	Technology services consulting	40	\$0.00
Pixl, Inc.	Fairfax City	N	E	IT and systems integration services	63	\$1.50
Sundog Productions	Fairfax City	M	E	Manufacture dyed and silk screened t-shirts	25	\$0.36
	Fairfax City Total			3 announcements	128	\$1.86
Abraxas Corporation	Fairfax County	N	E	Global risk management services; HQ	550	\$24.00
Accelera Solutions	Fairfax County	N	E	Information technology services provider	28	\$0.10
Access National Corp.	Fairfax County	N	E	Corporate HQ; banking services	17	\$0.00
Adonix, Inc.	Fairfax County	N	E	Business management software development	25	\$0.46
Aerospace Corporation	Fairfax County	N	E	Research and development; government contractor	120	\$1.00
Alarm.com	Fairfax County	N	E	HQ; wireless security and monitoring services	15	\$0.00
Alphalsight Corp.	Fairfax County	N	E	Software and IT services	300	\$0.00
Altum Inc.	Fairfax County	N	E	Data management software development	10	\$0.00
American Operations Corp.	Fairfax County	N	E	IT solutions to government and government contractors	50	\$0.00
American Systems Corporation	Fairfax County	N	E	Systems engineering services	176	\$0.00
Apogen Technologies, Inc.*	Fairfax County	N	E	Provide technology solutions; subsidiary HQ	40	\$0.00
ARGON ST	Fairfax County	N	E	Systems engineering, defense contractor	146	\$0.00
ARTEL, Inc.	Fairfax County	N	E	Network management technology	135	\$0.00
BAE Systems North America*	Fairfax County	N	E	IT work center, federal government contractor	700	\$25.00
Beyond Security*	Fairfax County	N	N	US HQ; network security assessment technologies	25	\$0.00
Brabeion Software	Fairfax County	N	E	IT security risk and compliance software	15	\$0.00
C2 Technologies Inc.	Fairfax County	N	E	Modeling and simulation; IT/HR management	50	\$0.00
Centurum	Fairfax County	N	E	HQ; IT solutions	20	\$0.00
Ciber	Fairfax County	N	E	Systems integration	250	\$0.00
Computercraft Corp.	Fairfax County	N	N	Engineering services/biotechnology and genetics research	58	\$0.30
CorasWorks Software	Fairfax County	N	E	Modular software components, pre-built business solutions	15	\$0.00
Curam Software*	Fairfax County	N	E	Software development	50	\$0.00
Datatel Inc.	Fairfax County	N	E	Software development	30	\$0.00

EMPLOYMENT CREATION AND CAPITAL INVESTMENT IN VIRGINIA

Company Name	Location	MFG	Type	Business	Employment	Investment (millions)
Davis, Carter, Scott, Ltd.	Fairfax County	N	E	Architectural services	25	\$0.00
Deltek	Fairfax County	N	E	HQ; enterprise resource planning solutions	75	\$0.00
Digicon Corporation	Fairfax County	N	E	HQ; network application and systems integration services	89	\$2.30
Digital Focus Inc.	Fairfax County	N	E	Software development, IT consulting	11	\$0.00
DLT Solutions, Inc.	Fairfax County	N	E	IT services and solutions, government contractor	18	\$0.00
Dynamics Research Corp.	Fairfax County	N	E	Engineering services, government contractor	50	\$0.00
East West Mortgage	Fairfax County	N	E	Corporate HQ; mortgage lending	60	\$0.00
Emerging Technologies Group Inc.	Fairfax County	N	N	HQ; network security/computer forensics services	15	\$0.00
Envision EMI, LLC	Fairfax County	N	E	Provide consulting services for educational nonprofit clients	286	\$1.00
Ettain Group	Fairfax County	N	N	Information technology consulting	40	\$0.00
FGM Inc.	Fairfax County	N	E	Customized software	14	\$0.00
FMS Professional Solutions Group	Fairfax County	N	E	Software development, consulting	15	\$0.00
fSona Systems	Fairfax County	N	N	Corporate HQ; optical wireless solutions	20	\$0.00
Germane Systems	Fairfax County	M	E	HQ; manufacture and assemble computer servers	100	\$2.00
Global Infotek, Inc.	Fairfax County	N	E	Develop software and system integration	20	\$0.50
GlobalWatch Technologies	Fairfax County	N	N	Information security, systems integration, software engineering	16	\$0.00
Government Technology Services Inc.	Fairfax County	N	E	HQ; IT services; government contractor	255	\$0.00
Guardian Technologies Intl.	Fairfax County	N	E	Intelligent imaging informatics solutions	30	\$0.00
Harding Security Associates, LLC	Fairfax County	N	E	Security systems solutions, government contractor	30	\$0.10
Harmony Information Systems	Fairfax County	N	E	Human services software solutions	10	\$0.00
Harris Corporation	Fairfax County	N	E	Network security solutions	71	\$0.00
Immix Group Inc.	Fairfax County	N	E	Government business consulting firm	11	\$0.00
IMSolutions, LLC	Fairfax County	N	E	Program management, cost analysis, automation support	12	\$0.10
Infodata Systems, Inc.	Fairfax County	N	E	Content management solutions	354	\$0.50
Innovectra	Fairfax County	N	E	Search engine software	25	\$0.00
Inphonic	Fairfax County	N	N	Back operations; Web-based wireless communications services	75	\$0.00
INPUT	Fairfax County	N	E	Market development, advisory and software services	40	\$0.00
InScope Solutions	Fairfax County	N	E	IT services provider, government contractor	125	\$0.00
Johnston McLamb	Fairfax County	N	E	Web-enabled application solutions, software development	50	\$0.00
Juniper Networks Inc.	Fairfax County	N	E	IT and Internet infrastructure solutions	15	\$0.00
Knowledge Consulting Group	Fairfax County	N	E	IT and strategic business consulting services	40	\$0.00
L-3 Government Services, Inc.	Fairfax County	N	E	Secure IT and communications systems	75	\$0.00
Lee Technologies Group	Fairfax County	N	E	Systems integration	13	\$0.10
Management Concepts Inc.	Fairfax County	N	E	Business management consulting	20	\$0.00
McDonald Bradley	Fairfax County	N	E	IT consulting, government contractor, HQ	100	\$0.00
Metters Industries	Fairfax County	N	E	HQ, systems integration, government contractor	50	\$0.00
MobileAccess Networks	Fairfax County	N	E	In-building wireless solutions	19	\$0.00
Netezza Corporation	Fairfax County	N	N	Data warehousing, government contractor	15	\$0.00
NetSec	Fairfax County	N	E	Network security systems	20	\$0.00
Network Appliance	Fairfax County	N	E	Networked data storage solutions	60	\$0.00

EMPLOYMENT CREATION AND CAPITAL INVESTMENT IN VIRGINIA

Company Name	Location	MFG	Type	Business	Employment	Investment (millions)
Newington Concrete	Fairfax County	M	E	Concrete	52	\$3.00
Omniplex World Services	Fairfax County	N	E	Corporate HQ; security and investigations services	250	\$0.00
OPTIMUS Corporation	Fairfax County	N	N	Corporate HQ; IT services provider to government	234	\$1.15
Pantheon, Inc.	Fairfax County	N	E	Software technologies	15	\$0.00
Platinum Solutions	Fairfax County	N	E	System integration	10	\$0.00
Professional Landcare Network	Fairfax County	N	E	International trade association; lawn care professionals	10	\$0.00
Raysat Mobile Antennas	Fairfax County	N	E	Corporate HQ; satellite antennas	50	\$0.00
RCN Corporation	Fairfax County	N	E	Telecommunications services provider	100	\$0.00
Resolvit Resources	Fairfax County	N	E	IT consulting services	60	\$0.00
Reznick Group	Fairfax County	N	N	Business advisory and accounting services	35	\$0.00
Rivermine Software	Fairfax County	N	E	Telecommunications assets and spending tracking software	35	\$0.00
ScenPro, Inc.	Fairfax County	N	N	Software applications	12	\$0.00
ScienceLogic	Fairfax County	N	E	IT management solutions	50	\$0.00
Secure Elements	Fairfax County	N	E	Security software	15	\$0.00
SteelCloud, Inc.	Fairfax County	N	E	Network and security consulting services	43	\$0.60
Strategic Business Systems	Fairfax County	N	E	Systems integration	75	\$0.00
SWsoft, Inc.	Fairfax County	N	E	Hosting automation and enterprise server software	20	\$0.00
TCAssociates	Fairfax County	N	E	Technology consulting; healthcare/ telecommunications services	60	\$0.00
Technology Integration Group	Fairfax County	N	N	Computer services integration, IT consulting	20	\$0.00
Telarix	Fairfax County	N	E	Interconnect business optimization (IBO) software	20	\$0.00
Tier Technologies	Fairfax County	N	E	Transaction processing and software/systems integration	17	\$0.00
Trust Digital	Fairfax County	N	E	Security software for mobile devices	12	\$0.00
Trusted Computer Solutions	Fairfax County	N	E	Develop software for secure information sharing	20	\$0.00
Upper Quadrant	Fairfax County	N	E	Marketing consulting services	25	\$0.00
V2Soft, Inc.	Fairfax County	N	E	IT business solutions and engineering services	35	\$0.00
Viget Labs	Fairfax County	N	E	Website development	10	\$0.00
VISTA Technology Services, Inc.	Fairfax County	N	E	Provide IT services for the federal government	25	\$0.30
Voxant	Fairfax County	N	N	Aggregate and syndicate news	13	\$0.00
Wexford Group International	Fairfax County	N	E	Management and technical consulting	20	\$0.00
Wireless Matrix	Fairfax County	N	E	Data communications hardware, network services	10	\$0.00
Wise Online Services	Fairfax County	N	E	HQ; software development	27	\$0.00
Xtria, LLC	Fairfax County	N	E	Information technology services	27	\$1.40
XVionics, Inc.	Fairfax County	N	E	Asset-management software	20	\$0.00
	Fairfax County Total			96 announcements	6,621	\$63.91
Curtiss-Wright Corp.	Falls Church	N	N	Division HQ; manufacture flow control systems	25	\$0.50
	Falls Church Total			1 announcement	25	\$0.50
Annandale Millwork	Fauquier County	M	E	Manufacture prehung doors, windows, and special moldings	5	\$3.00
Athena Technologies Inc.	Fauquier County	N	E	Aerospace/controls engineering	15	\$0.00
Fast Fabricators, Inc.	Fauquier County	M	E	Fabricated pipe	40	\$0.60

EMPLOYMENT CREATION AND CAPITAL INVESTMENT IN VIRGINIA

Company Name	Location	MFG	Type	Business	Employment	Investment (millions)
R & G Reloading (Whiting Road LLC)	Fauquier County	N	E	Distribute lumber products	6	\$4.33
	Fauquier County Total			4 announcements	66	\$7.93
Mod-U-Kraf Homes, LLC	Franklin County	M	E	Modular housing	50	\$2.80
R&D Millwork	Franklin County	M	E	Manufacture mullions for windows and doors	64	\$1.80
	Franklin County Total			2 announcements	114	\$4.60
Masonite International, Inc.	Frederick County	M	E	Manufacture and assemble exterior doors	120	\$4.00
	Frederick County Total			1 announcement	120	\$4.00
Turman Hardwood Flooring	Galax	M	E	Hardwood flooring and wood pellets	40	\$2.70
	Galax Total			1 announcement	40	\$2.70
DBT America *	Giles County	N	E	Customer service center for mining equipment manufacturer	30	\$2.10
	Giles County Total			1 announcement	30	\$2.10
Maverick Transportation	Greensville County	N	E	Logistics and transportation services	0	\$0.25
	Greensville County Total			1 announcement	0	\$0.25
ADi Motorsports	Halifax County	M	E	Fabricate race cars	32	\$2.05
Culley Construction, Inc.	Halifax County	M	E	Fabricated metal products	50	\$0.15
JM Huber Corporation	Halifax County	M	E	Oriented strand board	5	\$19.00
Lindstrand USA, Inc.*	Halifax County	M	N	Manufacture inflatable fabric structures	50	\$2.50
O'Sullivan Industries, Inc.	Halifax County	M	E	Ready-to-assemble furniture	277	\$1.50
Pacific Headwear	Halifax County	M	N	Embroider baseball caps	25	\$1.21
Presto Products	Halifax County	M	E	Manufacture plastic bags and wraps	0	\$0.60
Virginia Brands LLC	Halifax County	M	E	Cigarettes and cigars	10	\$0.00
	Halifax County Total			8 announcements	449	\$27.01
Eagle Aviation Technologies Inc.	Hampton	M	E	Design prototypes for unmanned helicopters; R&D	40	\$0.50
Main Industries, Inc.	Hampton	M	E	Blasting and coating services, Navy contractor	107	\$0.40
NYK Logistics*	Hampton	N	N	Distribution of retail goods	300	\$0.60
	Hampton Total			3 announcements	447	\$1.50
Arc Welders	Hanover County	M	E	Welding equipment	4	\$0.50
Newmarket Trading Group, Ltd.	Hanover County	N	E	Electronic equipment asset management and recycling	25	\$0.60
Sauder Wood Products, Inc.	Hanover County	M	E	Manufacture wood molding	42	\$2.00
Sound Structures of VA	Hanover County	M	E	Manufacture housing trusses	55	\$4.00
Woodworth	Hanover County	M	N	Provide heat treating of metallic automotive component parts	50	\$5.50
	Hanover County Total			5 announcements	176	\$12.60
CEMSI-Comsonics	Harrisonburg	M	E	Manufacture telecommunications equipment	60	\$1.40
SI International Inc.	Harrisonburg	N	E	IT services	0	\$0.35
Sidus Group LLC	Harrisonburg	N	N	IT and data center services	10	\$0.10
Tenneco Automotive	Harrisonburg	M	E	Automotive exhaust systems	0	\$3.80
	Harrisonburg Total			4 announcements	70	\$5.65
3D LLC*	Henrico County	N	N	Business consulting	5	\$0.33
Advanced Technologies Inc.	Henrico County	N	E	Wholesaler of recyclable electronic materials	10	\$1.00
BMG Metals	Henrico County	N	E	Metals service center	15	\$2.35

EMPLOYMENT CREATION AND CAPITAL INVESTMENT IN VIRGINIA

Company Name	Location	MFG	Type	Business	Employment	Investment (millions)
Bostwick Laboratories	Henrico County	N	E	Corporate HQ; pathology reference laboratory	18	\$2.50
Cavalier Telephone Co.	Henrico County	N	E	Telecommunications services	150	\$4.00
Crown Holdings, Inc.	Henrico County	M	E	Plastic bottle closures	9	\$2.50
Dynamic Brands	Henrico County	N	N	HQ; distribution of golf bags and jog strollers	25	\$1.10
Genworth Financial	Henrico County	N	E	HQ; life insurance	50	\$0.00
HD Business, Inc.	Henrico County	N	N	Printing and direct mail services	10	\$0.40
IRC North America Inc.*	Henrico County	N	N	International market research consulting	2	\$0.20
KLA Tencor	Henrico County	N	E	Semiconductor parts supplier	3	\$0.15
Mid-Atlantic Coca-Cola Bottling Co.	Henrico County	M	E	Manufacture consumer beverages	240	\$11.00
Mindbank Consulting Group	Henrico County	N	E	IT and HR consulting services	1	\$0.20
Panthereast Roofing	Henrico County	N	E	Distribution of roofing tools and equipment	5	\$0.26
Philip Morris USA	Henrico County	N	E	Division HQ, cigarettes	0	\$10.00
Processing Piping & Welding	Henrico County	M	N	High purity piping	10	\$0.30
Sealand Food Inc.	Henrico County	N	N	Food distribution center	25	\$3.80
Southern Graphic Systems	Henrico County	M	E	Digital printing services	6	\$4.42
Star International Furniture	Henrico County	N	E	Import/distribution of furniture	10	\$2.25
Star Precision Industries Co., Ltd.*	Henrico County	N	N	US HQ; custom metal products	3	\$0.15
Stephens & Co., LLC	Henrico County	M	N	Instant-light charcoal products	5	\$0.35
Surface Technologies	Henrico County	M	E	Manufacture stone countertops	6	\$2.85
Total Facility Solutions	Henrico County	N	N	Semiconductor parts supplier	10	\$0.25
Tredegear Industries, Inc.	Henrico County	N	E	R&D/technical center; film products	40	\$4.00
Wella Manufacturing of Virginia *	Henrico County	N	E	Warehouse/distribution of hair care products	5	\$2.22
Wyeth	Henrico County	M	E	Pharmaceuticals	0	\$30.00
Zoom Printing	Henrico County	M	E	Printing services	2	\$0.73
	Henrico County Total			27 announcements	665	\$87.29
Bassett Furniture Industries, Inc.	Henry County	M	E	Manufacture custom furniture	77	\$7.15
Northpoint Trading Company	Henry County	N	E	Distribute t-shirts and sweatshirts	40	\$0.10
Oak Level Finishing & Repair, Inc.	Henry County	M	E	Custom finishing, component sourcing and finishing services	18	\$0.50
Ridgeway Furniture Products	Henry County	M	E	Manufacture wood curio cabinets	25	\$6.00
StarTek, Inc.	Henry County	N	E	Call center, customer services	150	\$1.00
Texturing Services	Henry County	M	N	Manufacture custom specialty yarns	200	\$14.00
	Henry County Total			6 announcements	510	\$28.75
Aconcagua Timber Corp.*	Isle of Wight County	M	E	Manufacture particle board	0	\$1.00
Action Town Sports	Isle of Wight County	N	E	Distribution, sporting and paintball goods	20	\$1.20
Gwaltney of Smithfield Ltd.	Isle of Wight County	M	E	Meat products	25	\$15.10
	Isle of Wight County Total			3 announcements	45	\$17.30
Gerdaul Ameristeel	King George County	M	N	Manufacture reinforcing steel	50	\$5.00
	King George County Total			1 announcement	50	\$5.00
KCG Call Centers, LLC	Lee County	N	N	Customer service center	100	\$1.00
	Lee County Total			1 announcement	100	\$1.00

EMPLOYMENT CREATION AND CAPITAL INVESTMENT IN VIRGINIA

Company Name	Location	MFG	Type	Business	Employment	Investment (millions)
Belfort Furniture	Loudoun County	N	E	Warehouse and distribution center, furniture	50	\$0.00
BIAP	Loudoun County	N	E	Artificial intelligence solutions	23	\$0.00
Cordys	Loudoun County	N	E	Web-based software development	32	\$0.00
Guestmetrics	Loudoun County	N	E	Software development for the hospitality industry	42	\$0.00
JK Moving and Storage	Loudoun County	N	E	Moving and storage	100	\$0.00
Odin Technologies	Loudoun County	N	E	Corporate HQ; radio frequency identification systems	53	\$0.00
Pest Management Services, Inc.	Loudoun County	N	E	Corporate HQ; pest management services	42	\$0.00
Pixia Corp.	Loudoun County	N	E	Imagery technology solutions	51	\$0.57
Prototype Productions, Inc.	Loudoun County	M	E	Product development and machining, defense contractor	24	\$0.75
Quappa*	Loudoun County	N	N	Software development	12	\$0.00
Simtas Marble and Granite Co.*	Loudoun County	M	N	Manufacture and distribute marble	4	\$0.35
Technology Advancement Group	Loudoun County	N	E	HQ; defense security services design and manufacturing	35	\$0.00
Telos Corporation	Loudoun County	N	E	IT solutions provider, government contractor	90	\$0.00
	Loudoun County Total			13 announcements	558	\$1.67
AGI Klearfold	Louisa County	M	E	Manufacture plastic folding cartons	25	\$4.50
Premier Store Fixtures	Louisa County	M	N	Manufacture wooden store fixtures	25	\$1.00
Wal-Mart Stores Inc.	Louisa County	N	E	Distribution center, consumer goods	200	\$5.00
	Louisa County Total			3 announcements	250	\$10.50
Advanced Manufacturing Technology, Inc.	Lynchburg	M	E	Electronic component assembly	25	\$1.00
AMBEC	Lynchburg	M	E	Manufacture metal conveyor systems	50	\$3.00
American Hofmann Corporation	Lynchburg	M	E	HQ; manufacture industrial balancing systems	15	\$0.10
Applied Synergistics	Lynchburg	M	E	Cleaning equipment for boiler systems	30	\$0.30
Automated Industrial Technologies	Lynchburg	M	E	Manufacture industrial machinery	20	\$1.43
Benchmark Systems	Lynchburg	N	E	Information systems support, design program software	60	\$0.40
Best Mailing Services	Lynchburg	N	E	Direct mailing services	25	\$0.50
Criterion Wireless	Lynchburg	N	E	IT services for the wireless phone industry	40	\$0.10
DACAM Machinery, Inc.	Lynchburg	M	E	Packaging and material handling equipment	12	\$0.10
Dankel, Inc.	Lynchburg	M	E	Customized metal fabrication	25	\$0.10
Framatome ANP, Inc.*	Lynchburg	M	E	U.S. HQ, nuclear power products and services	130	\$5.00
High Peak Sportswear, Inc.	Lynchburg	M	E	Screen-printed and embroidered garments	15	\$0.10
MillerBuilt, Inc.	Lynchburg	M	E	Manufacture small engine and motorcycle parts	10	\$0.12
Simplimatic Automation	Lynchburg	M	E	Manufacture conveyors for electronic industry	35	\$0.20
Thomas A. Johnson Furniture Co.	Lynchburg	M	E	Manufacture hand made furniture	25	\$0.25
TRAX	Lynchburg	N	E	Software development	15	\$1.00
Tri Tech Laboratories	Lynchburg	M	E	Manufacture personal care products	75	\$10.00
	Lynchburg Total			17 announcements	607	\$23.70
Aurora Flight Services Corp.	Manassas	M	E	Develop robotic aircraft; corporate HQ	101	\$4.15
Micron Technology, Inc.	Manassas	M	E	Semiconductors	860	\$1,200.00
Whitlock Dalrymple Poston & Associates	Manassas	N	E	Engineering services	20	\$0.00
	Manassas Total			3 announcements	981	\$1,204.15

EMPLOYMENT CREATION AND CAPITAL INVESTMENT IN VIRGINIA

Company Name	Location	MFG	Type	Business	Employment	Investment (millions)
Best Wood Products Inc.	Martinsville	M	N	Wood cabinets	25	\$0.45
Blue Ridge Mountain Cabinets	Martinsville	M	E	Wood cabinets	25	\$0.75
Commonwealth Laminating & Coating Inc.	Martinsville	M	E	Polyester films	0	\$0.35
Hooker Furniture Corp.	Martinsville	M	E	Manufacture furniture	0	\$8.50
	Martinsville Total			4 announcements	50	\$10.05
Home Care Delivered, Inc.	Mecklenburg County	N	E	Distribution center, health care products	145	\$1.10
Narricot Industries, LP*	Mecklenburg County	M	E	Woven fabrics for seat belts and airbags	8	\$16.70
Peebles Department Stores	Mecklenburg County	N	E	Division HQ; distribution of retail products	107	\$6.50
	Mecklenburg County Total			3 announcements	260	\$24.30
Advanced Logic Industries	Montgomery County	N	E	Corporate HQ; technology consulting and integration	10	\$1.00
Polymer Solutions Inc.	Montgomery County	N	E	Corporate HQ; testing laboratories	6	\$2.20
Prestar Packaging Inc.	Montgomery County	M	E	Corrugated packaging	20	\$0.72
Prime Research	Montgomery County	M	E	Design and manufacture photonic sensor systems	15	\$0.50
ProChem Analytical, Inc.	Montgomery County	N	E	Environmental analysis, R&D	31	\$0.90
ProChem Inc.	Montgomery County	M	E	Wastewater treatment chemicals and equipment	20	\$1.90
Vision Point Systems, Inc.	Montgomery County	N	E	Computer consulting services	75	\$0.29
	Montgomery County Total			7 announcements	177	\$7.51
Chesapeake Bay Packing, L.L.C.	Newport News	M	E	Seafood processing	10	\$1.20
Interstate Warehousing	Newport News	N	E	Distribution center, frozen foods	50	\$6.20
Kitchen Design	Newport News	M	E	Manufacture kitchen cabinetry and counter tops	10	\$1.00
Northrop Grumman Newport News	Newport News	M	E	Shipbuilding and repair	0	\$4.70
Northrop Grumman Newport News	Newport News	M	E	Shipbuilding and repair	0	\$4.00
Printpack, Inc.	Newport News	M	E	Plastics products; flexible packaging converters	14	\$7.50
UNITECH	Newport News	N	N	Computer-based learning software for the Army	30	\$0.00
Wolseley plc*	Newport News	N	N	North American HQ; plumbing and heating products	420	\$32.20
	Newport News Total			8 announcements	534	\$56.80
Air Wisconsin Airlines Corporation	Norfolk	N	N	Aircraft maintenance and flight crew hub	131	\$34.00
CMA-CGM America Inc. *	Norfolk	N	E	North American HQ; shipping line	84	\$3.50
Colonna's Shipyard	Norfolk	M	E	Ship repair/industrial fabrication	42	\$4.20
Delphinus Engineering	Norfolk	N	E	Engineering services	4	\$2.20
Dister, Inc.	Norfolk	M	E	Manufacture business cards	0	\$0.90
Ford Motor Company	Norfolk	M	E	Manufacture pick-up trucks	0	\$35.00
Maersk Line, Limited *	Norfolk	N	E	U.S. HQ, international shipping line	60	\$0.00
Merrit Press	Norfolk	M	E	Commercial printing	20	\$1.28
Phoenix Industries	Norfolk	M	E	Underwater ship and marine structure repairs	25	\$0.13
U.S. Gypsum Company	Norfolk	M	E	Manufacture gypsum building materials	25	\$132.00
Wasabi Systems	Norfolk	N	E	Custom software	6	\$0.80
	Norfolk Total			11 announcements	397	\$214.01
Central Redi-Mix Concrete, Inc.	Nottoway County	M	E	Ready-mix concrete	20	\$0.40

EMPLOYMENT CREATION AND CAPITAL INVESTMENT IN VIRGINIA

Company Name	Location	MFG	Type	Business	Employment	Investment (millions)
Trout River Lumber LLC	Nottoway County	M	E	Lumber mill, flooring	12	\$0.75
	Nottoway County Total			2 announcements	32	\$1.15
American Press	Orange County	M	E	Magazine and catalogue printing	30	\$0.00
Timber Truss Housing Systems Inc.	Orange County	M	N	Wood truss manufacturing	130	\$8.80
	Orange County Total			2 announcements	160	\$8.80
Kreager Woodworking Inc.	Patrick County	M	E	Manufacture furniture	60	\$0.41
Stuart Forest Products	Patrick County	M	N	Manufacture particle board	42	\$1.00
Ten Oaks, LLC	Patrick County	M	N	Manufacture hardwood products	150	\$6.00
	Patrick County Total			3 announcements	252	\$7.41
Brenco Inc.	Petersburg	M	E	Tapered roller bearings	60	\$0.00
Short Run Stamping Co., Inc.	Petersburg	M	E	Custom metal stampings	10	\$1.00
StarTek, Inc.	Petersburg	N	N	Call center, customer services	500	\$5.00
	Petersburg Total			3 announcements	570	\$6.00
MeadWestvaco Corp.	Pittsylvania County	M	E	Manufacture wood chips	2	\$2.10
	Pittsylvania County Total			1 announcement	2	\$2.10
Beta Capital Corp.	Portsmouth	N	E	National provider of funeral home and cemetery funding services	10	\$1.30
Ceres Marine Terminal	Portsmouth	N	E	Container handling and terminal operation	0	\$0.45
DACS Inc.	Portsmouth	M	E	Metal roofing and flooring systems	10	\$2.00
East Coast Auto Transport	Portsmouth	N	E	Automobile hauling	20	\$3.80
Epsilon Systems Solutions, Inc.	Portsmouth	N	E	Technical, operational, and engineering services	30	\$1.90
Inner Space Systems, Inc.	Portsmouth	M	E	Manufacture storage systems for closets, etc.	15	\$1.50
Lindab USA	Portsmouth	M	E	Corporate HQ; sheet metal products	57	\$6.00
Norfolk Marine Terminal	Portsmouth	N	E	Transloading/warehousing at ports	0	\$0.50
RPM Warehouse LLC	Portsmouth	N	E	Logistics services, warehouse and distribution	19	\$0.00
Winn Stone Products	Portsmouth	M	E	Marble and granite countertops	0	\$0.86
	Portsmouth Total			10 announcements	161	\$18.31
Paris Ceramics USA, Inc.*	Prince Edward County	M	N	Stone flooring and stone-related products	35	\$3.00
	Prince Edward County Total			1 announcement	35	\$3.00
Goya Foods, Inc.	Prince George County	N	E	Distribution of canned and frozen foods	60	\$5.10
Norfolk Southern Corp.	Prince George County	N	N	Intermodal transfer facility and warehouse	40	\$11.00
Reyes Holdings, LLC	Prince George County	N	N	Distribution of food and beer products	120	\$7.50
Service Center Metals	Prince George County	M	E	Extruded aluminum products	32	\$28.00
Sterling Gelatin, America, Inc.*	Prince George County	N	E	Distribution/warehouse; pharmaceutical gelatins	20	\$2.50
	Prince George County Total			5 announcements	272	\$54.10
American Type Culture Collection	Prince William County	N	E	Biotechnology research	0	\$0.60
Applied Materials Inc.	Prince William County	N	E	Semiconductor parts supplier	10	\$0.50
Baker Energy & Engineering	Prince William County	N	E	Engineering, mapping and architectural solutions	18	\$0.50
Colgan Air	Prince William County	N	E	Corporate HQ; regional air carrier	90	\$8.00
GSA	Prince William County	N	E	Acquisition services; solutions provider to federal agencies	0	\$63.00
GSA/FBI	Prince William County	N	E	Federal Bureau of Investigation (FBI)	0	\$32.60

EMPLOYMENT CREATION AND CAPITAL INVESTMENT IN VIRGINIA

Company Name	Location	MFG	Type	Business	Employment	Investment (millions)
Hardwood Artisans	Prince William County	M	E	Manufacture wood furniture	16	\$1.00
Jacobs-Sverdrup Technology ASG	Prince William County	N	E	Engineering and technical services, defense contractor	0	\$5.00
MCI	Prince William County	N	E	Data center, telecommunications	10	\$30.00
MDA Technologies	Prince William County	N	E	Website and internet design services	3	\$1.00
MTC Technologies, Inc.	Prince William County	N	E	Systems engineering, IT and program management services	65	\$1.00
N to N Fiber	Prince William County	N	E	Fiber optic cable services	20	\$2.00
National Institute of Health	Prince William County	N	N	R&D; biodefense and infectious diseases biocontainment lab	30	\$42.50
NetBase Corp.	Prince William County	N	E	Software development; HQ	0	\$0.10
Pulte Homes Corporation	Prince William County	M	E	Wall panels and concrete form building systems	0	\$0.25
SAIC	Prince William County	N	E	IT consulting, research and engineering, defense contractor	20	\$2.00
Stanley Associates, Inc.	Prince William County	N	E	Information technology consultants, defense contractor	135	\$3.00
SURVICE Engineering Company	Prince William County	N	E	Engineering and computer science services	20	\$1.25
T.A.C. Ceramic Tile Co. Inc.	Prince William County	N	E	Corporate HQ; ceramic tile and marble	0	\$8.00
WestStar Mortgage	Prince William County	N	E	Corporate HQ; residential and commercial lending	20	\$2.75
Zestron*	Prince William County	M	E	Cleaning chemicals for semiconductor industry	20	\$6.00
Prince William County Total					477	\$211.05
Bond Cote Corporation	Pulaski County	M	E	Manufacture coated and laminated industrial fabrics	27	\$2.70
Conrock Group, Inc.	Pulaski County	M	E	Ready-mix concrete	10	\$0.03
James Hardie*	Pulaski County	M	N	Manufacture fiber-cement siding	200	\$95.00
Lumbee Enterprises	Pulaski County	N	N	Post-manufacturing modifications for commercial trucks	30	\$2.60
Magnox Pulaski Inc.*	Pulaski County	M	E	Iron oxides	10	\$0.00
Pulaski County Total					277	\$100.33
Copper Fox Distillery	Rappahannock County	M	E	Manufacture apple wood aged whiskey	5	\$0.37
Rappahannock County Total					5	\$0.37
First Market Bank	Richmond	N	E	Banking operations center	48	\$0.00
Northrop Grumman Corporation	Richmond	N	E	IT systems, defense contractor	50	\$0.50
Philip Morris USA	Richmond	N	N	Research and technology center	500	\$300.00
SafeSurgeons.com*	Richmond	N	N	Call center, US HQ	50	\$0.30
Virginia Geotechnical Services, PC	Richmond	N	E	Geotechnical engineering services	22	\$0.10
Zeller & Gmelin Corp.*	Richmond	M	E	Printing inks, division HQ	0	\$0.13
Richmond Total					670	\$301.03
FreightCar America, Inc.	Roanoke City	M	N	Manufacture railroad freight cars	400	\$5.54
UnitedHealth Group	Roanoke City	N	E	Customer support center, health insurance provider	250	\$5.00
Virginia Transformer Corp.	Roanoke City	M	E	Power transformers	155	\$0.15
Roanoke City Total					805	\$10.69
Allstate Insurance Co.	Roanoke County	N	E	Regional insurance operations center	144	\$1.20
ITT Industries Night Vision	Roanoke County	M	E	Manufacture night-vision enhancing equipment	250	\$51.80
M&W Fire Apparatus	Roanoke County	M	E	Manufacture fire fighting and rescue vehicles	17	\$1.80
Tecton Products LLC	Roanoke County	M	N	Manufacture fiberglass composite pultrusions for windows	58	\$6.50
Roanoke County Total					469	\$61.30

EMPLOYMENT CREATION AND CAPITAL INVESTMENT IN VIRGINIA

Company Name	Location	MFG	Type	Business	Employment	Investment (millions)
Dynamic Aviation	Rockingham County	N	E	Aircraft maintenance and modification	206	\$4.10
Merck & Co. Inc.	Rockingham County	M	E	Pharmaceuticals; manufacture vaccines	0	\$40.00
	Rockingham County Total			2 announcements	206	\$44.10
CGI-AMS Inc.*	Russell County	N	N	Information technology consulting, government contractor	300	\$6.00
Designer Wood Tile & Finishing Inc.	Russell County	M	E	Manufacture treads, risers, and pre-finished flooring	155	\$4.21
Northrop Grumman Coporation	Russell County	N	N	Help desk and back-up data center; IT systems	214	\$6.10
Northrop Grumman Corporation	Russell County	N	E	Help desk and back-up data center; IT systems	219	\$16.70
	Russell County Total			4 announcements	888	\$33.01
OneBeacon Insurance Group	Salem	N	E	National service facility; property-casualty and specialty insurance	0	\$1.75
	Salem Total			1 announcement	0	\$1.75
Call Evolution Company	Scott County	N	N	Customer service center	200	\$1.00
VFP Inc.	Scott County	M	E	Prefabricated concrete buildings	176	\$2.20
	Scott County Total			2 announcements	376	\$3.20
Echostar Communications Corp.	Shenandoah County	N	N	Direct broadcast satellite system	25	\$16.00
Valley Ice	Shenandoah County	M	E	Manufacture and distribute ice	0	\$0.31
	Shenandoah County Total			2 announcements	25	\$16.31
Engineered Products of Virginia	Smyth County	M	N	Manufacture electrical components	16	\$0.87
	Smyth County Total			1 announcement	16	\$0.87
Narricot Industries, LP*	Southampton County	M	E	Woven fabrics for seat belts and airbags	138	\$3.30
	Southampton County Total			1 announcement	138	\$3.30
FedEx Corp.	Stafford County	N	E	Distribution center; parcel shipping	0	\$6.00
Marketfare Foods, Inc.	Stafford County	M	E	Packaged sandwiches and other food products	143	\$1.37
	Stafford County Total			2 announcements	143	\$7.37
Specialty Blades, Inc.	Staunton	M	E	Micro-scale precision-cutting tools for medical and industrial use	25	\$6.00
	Staunton Total			1 announcement	25	\$6.00
American Port Services	Suffolk	N	E	Third-party logistics and distribution facility	45	\$15.00
Anteon Corp.	Suffolk	N	E	Software and systems engineering	5	\$0.30
BCF Designs Inc.*	Suffolk	M	N	Design and production of aviation test equipment	6	\$0.25
BMH Associates, Inc.	Suffolk	N	E	Software and systems engineering	15	\$1.10
Capital Lighting & Supply Inc.	Suffolk	N	E	Electrical and lighting products distribution	9	\$1.00
Dana Corp.	Suffolk	N	N	Automotive parts distribution	20	\$0.20
Dennis Foods/Tidewater Coffee Distributors	Suffolk	N	E	Snack and beverage distribution, regional operations center	12	\$1.50
Kraft Foods Inc./Planters Peanuts	Suffolk	N	E	Warehouse/distribution facility; processed nuts	16	\$3.00
Reading Equipment & Distribution	Suffolk	M	E	Fabrication and distribution of truck body components	10	\$0.60
Rock Bottom Golf	Suffolk	N	E	Golf products distribution	0	\$0.50
Supreme Foods Inc.	Suffolk	N	E	Distribution center, food products	0	\$2.40
Target Corp.	Suffolk	N	E	East Coast import warehouse	60	\$15.00
Wanchese Fish Co.	Suffolk	M	E	Seafood processing	15	\$8.00
Western Branch Metals	Suffolk	M	E	Manufacture stainless steel products	12	\$5.60
	Suffolk Total			14 announcements	225	\$54.45

EMPLOYMENT CREATION AND CAPITAL INVESTMENT IN VIRGINIA

Company Name	Location	MFG	Type	Business	Employment	Investment (millions)
McGill-Leprechaun	Sussex County	M	N	Manufacture and distribute compost	25	\$5.00
Waverly Particleboard LLC	Sussex County	M	E	Manufacture particle board	150	\$0.45
	Sussex County Total			2 announcements	175	\$5.45
Bluefield Transport LLC	Tazewell County	N	E	Transport beverages	27	\$0.10
Clinch River Forest Products, Inc.	Tazewell County	M	N	Lumber mill	102	\$4.35
Pyott-Boone Electronics	Tazewell County	M	E	Electronic subassemblies	50	\$0.50
T&N Electric	Tazewell County	M	E	Manufacture electric motors	53	\$1.50
	Tazewell County Total			4 announcements	232	\$6.45
Acoutstical Sheetmetal Inc.	Virginia Beach	M	E	HQ; acoustical sheet metal generator enclosures	30	\$4.33
ADS, Inc.	Virginia Beach	N	E	Warehouse/distribution center; military tactical equipment	2	\$0.10
ADS, Inc.	Virginia Beach	N	E	Corporate HQ; distribution center, military tactical equipment	50	\$1.72
American International Group	Virginia Beach	N	N	Regional office; insurance and financial services	30	\$0.50
BearingPoint, Inc.	Virginia Beach	N	E	Management and technology consulting	10	\$0.15
CDI Marine Company	Virginia Beach	M	E	Boat repair for the U.S. military	5	\$0.25
Channel Blade Technologies	Virginia Beach	N	E	Web solutions	0	\$0.45
Comverge	Virginia Beach	N	E	Telecommunications consulting solutions	4	\$1.25
DirectHoldings	Virginia Beach	N	E	Mail order distribution center	25	\$1.50
EIMSKIP USA, Inc.*	Virginia Beach	N	E	Maritime transportation services; warehouse/distribution	48	\$0.25
FCI Towers	Virginia Beach	N	E	Telecommunications/radio development services	4	\$0.15
Grand Furniture Discount Stores	Virginia Beach	N	E	Furniture distribution center	15	\$0.25
Hayes, Seay, Mattern & Mattern, Inc.	Virginia Beach	N	E	Architectural and engineering consulting services	2	\$0.10
Parsons Commercial Technology Group, Inc.	Virginia Beach	N	N	Technical and management solutions	10	\$0.20
Select Management Resources LLC	Virginia Beach	N	N	Management consulting	15	\$0.25
Siemens Building Technologies*	Virginia Beach	N	E	Building engineering services	0	\$0.25
Speight, Marshall and Francis PC	Virginia Beach	N	E	Engineering services	10	\$2.80
STIHL Incorporated*	Virginia Beach	M	E	U.S. HQ; handheld power tools	5	\$0.25
STIHL Incorporated*	Virginia Beach	M	E	US HQ; handheld power tools	150	\$78.40
Studio Center Worldwide Audio	Virginia Beach	N	E	HQ; radio and commercial recording studio	0	\$0.50
Surface Preparations & Coatings Inc.	Virginia Beach	M	N	Industrial coatings	6	\$0.20
Systems Planning & Analysis, Inc.	Virginia Beach	N	N	Systems engineering and support, operation analysis	20	\$0.35
Vanella Technologies	Virginia Beach	M	N	Manufacture/service semiconductor-repairing robots	5	\$0.10
Whitney, Bradley & Brown, Inc.	Virginia Beach	N	E	Technical and management consulting	35	\$0.30
	Virginia Beach Total			24 announcements	481	\$94.59
Interbake Foods LLC	Warren County	M	E	Manufacture cookies and crackers	133	\$40.20
	Warren County Total			1 announcement	133	\$40.20
Alpha Natural Resources	Washington County	N	E	Corporate HQ; steam and metallurgical coal	19	\$6.00
K-VA-T Food Stores, Inc.	Washington County	N	E	Distribution of food products	110	\$19.35
Strongwell Corporation	Washington County	M	E	Manufacture pultruded fiberglass	65	\$4.00
Universal Fiber Systems LLC	Washington County	M	E	Manufacture fibers and yarn	82	\$8.00
	Washington County Total			4 announcements	276	\$37.35

EMPLOYMENT CREATION AND CAPITAL INVESTMENT IN VIRGINIA

Company Name	Location	MFG	Type	Business	Employment	Investment (millions)
Melnor, Inc.*	Winchester	M	E	Lawn and garden equipment	30	\$6.00
	Winchester Total			1 announcement	30	\$6.00
Coalfield Services, Inc.	Wythe County	M	E	Manufactures, installs and services mining equipment	10	\$0.65
Cochran Industries, Inc.	Wythe County	M	E	Manufacture concrete blocks	7	\$4.00
Hutchinson Rubber Mixing*	Wythe County	M	E	Rubber mixing	0	\$0.40
Klöckner Pentaplast of America Inc. *	Wythe County	M	E	Plastic film and shrink wrap	54	\$17.00
Longwood Elastomers	Wythe County	M	E	Manufacture synthetic rubber	40	\$1.20
Mt. Rogers Industrial & Developmental Center	Wythe County	M	E	Combat helmets, handkerchiefs, personal effects bags	25	\$0.25
PepsiCo., Inc.	Wythe County	M	N	Manufacture beverages; Gatorade	250	\$140.00
	Wythe County Total			7 announcements	386	\$163.50
Not publicly announced	Confidential			11 announcements	4,142	\$447.80
	Confidential Total			11 announcements	4,142	\$447.80
	Virginia Total			455 announcements	32,208	\$4,153.35

**Indicates foreign affiliation*

Type: New or Expansion

Mfg: Manufacturing or Nonmanufacturing

All announcements are subject to revision

2005
Virginia Employment and Capital Investment Summary

	Employment (No. of jobs)	% of Total	Capital Investment (millions)	% of Total	Number of Announcements	% of Total
Manufacturing						
New Announcements	3,224	10.0%	\$398.02	9.6%	34	7.5%
Expansion Announcements	9,061	28.1%	\$2,477.18	59.6%	151	33.2%
<i>Totals</i>	<i>12,285</i>	<i>38.1%</i>	<i>\$2,875.20</i>	<i>69.2%</i>	<i>185</i>	<i>40.7%</i>
Nonmanufacturing						
New Announcements	6,525	20.3%	\$612.56	14.7%	55	12.1%
Expansion Announcements	13,398	41.6%	\$665.59	16.0%	215	47.3%
<i>Totals</i>	<i>19,923</i>	<i>61.9%</i>	<i>\$1,278.15</i>	<i>30.8%</i>	<i>270</i>	<i>59.3%</i>
Virginia Totals	32,208	100.0%	\$4,153.35	100.0%	455	100.0%
New						
Manufacturing Announcements	3,224	10.0%	\$398.02	9.6%	34	7.5%
Nonmanufacturing Announcements	6,525	20.3%	\$612.56	14.7%	55	12.1%
<i>Totals</i>	<i>9,749</i>	<i>30.3%</i>	<i>\$1,010.58</i>	<i>24.3%</i>	<i>89</i>	<i>19.6%</i>
Expansion						
Manufacturing Announcements	9,061	28.1%	\$2,477.18	59.6%	151	33.2%
Nonmanufacturing Announcements	13,398	41.6%	\$665.59	16.0%	215	47.3%
<i>Totals</i>	<i>22,459</i>	<i>69.7%</i>	<i>\$3,142.77</i>	<i>75.7%</i>	<i>366</i>	<i>80.4%</i>
Virginia Totals	32,208	100.0%	\$4,153.35	100.0%	455	100.0%

Table 1

1995 - 2005

Virginia Employment and Capital Investment Announcements

Year	Total			New			Expansions		
	Number of Jobs	Investment (millions)	Number of Announcements	Number of Jobs	Investment (millions)	Number of Announcements	Number of Jobs	Investment (millions)	Number of Announcements
Mfg.	15,098	\$2,476.63	163	8,831	\$1,481.86	49	6,267	\$994.77	114
Non.	10,708	\$406.27	50	8,303	\$211.00	27	2,405	\$195.27	23
1995	25,806	\$2,882.90	213	17,134	\$1,692.86	76	8,672	\$1,190.04	137
Mfg.	10,388	\$3,101.64	144	6,604	\$2,196.83	43	3,784	\$904.81	101
Non.	13,318	\$428.37	57	6,293	\$163.87	31	7,025	\$264.50	26
1996	23,706	\$3,530.01	201	12,897	\$2,360.70	74	10,809	\$1,169.31	127
Mfg.	10,128	\$1,936.60	215	4,287	\$643.75	68	5,841	\$1,292.85	147
Non.	16,779	\$648.96	121	7,987	\$286.97	61	8,792	\$361.99	60
1997	26,907	\$2,585.56	336	12,274	\$930.72	129	14,633	\$1,654.84	207
Mfg.	9,864	\$860.82	178	3,322	\$243.27	58	6,542	\$617.55	120
Non.	36,335	\$1,359.32	261	12,034	\$521.14	106	24,301	\$838.18	155
1998	46,199	\$2,220.14	439	15,356	\$764.41	164	30,843	\$1,455.73	275
Mfg.	11,834	\$1,331.27	197	4,100	\$466.88	69	7,734	\$864.39	128
Non.	32,629	\$2,002.97	232	10,840	\$1,232.29	99	21,789	\$770.68	133
1999	44,463	\$3,334.24	429	14,940	\$1,699.17	168	29,523	\$1,635.07	261
Mfg.	7,340	\$1,198.27	153	2,409	\$212.45	37	4,931	\$985.82	116
Non.	36,992	\$3,279.70	291	9,427	\$869.61	96	27,565	\$2,410.09	195
2000	44,332	\$4,477.97	444	11,836	\$1,082.06	133	32,496	\$3,395.91	311
Mfg.	6,468	\$1,393.00	154	1,473	\$59.06	27	4,995	\$1,333.94	127
Non.	27,376	\$1,591.20	264	4,531	\$275.80	66	22,845	\$1,315.40	198
2001	33,844	\$2,984.20	418	6,004	\$334.86	93	27,840	\$2,649.34	325
Mfg.	8,099	\$1,373.98	142	2,981	\$587.38	39	5,118	\$786.60	103
Non.	16,441	\$975.24	187	5,138	\$663.01	62	11,303	\$312.23	125
2002	24,540	\$2,349.22	329	8,119	\$1,250.39	101	16,421	\$1,098.83	228
Mfg.	7,397	\$1,603.19	144	2,251	\$183.83	33	5,146	\$1,419.36	111
Non.	20,675	\$2,382.00	229	5,803	\$1,340.59	56	14,872	\$1,041.41	173
2003	28,072	\$3,985.19	373	8,054	\$1,524.42	89	20,018	\$2,460.77	284
Mfg.	9,538	\$1,794.96	155	2,420	\$130.66	30	7,118	\$1,664.30	125
Non.	35,634	\$1,651.33	293	6,588	\$750.93	51	29,046	\$900.40	242
2004	45,172	\$3,446.29	448	9,008	\$881.59	81	36,164	\$2,564.70	367
Mfg.	12,285	\$2,875.20	185	3,224	\$398.02	34	9,061	\$2,477.18	151
Non.	19,923	\$1,278.15	270	6,525	\$612.56	55	13,398	\$665.59	215
2005	32,208	\$4,153.35	455	9,749	\$1,010.58	89	22,459	\$3,142.77	366
Totals	375,249	\$35,949.07	4,085	125,371	\$13,531.76	1,197	249,878	\$22,417.30	2,888

Table 2

2005

Virginia NAICS Code Summary - Manufacturing

NAICS Description	Total			New			Expansions		
	Number of Jobs	Investment (millions)	Number of Announcements	Number of Jobs	Investment (millions)	Number of Announcements	Number of Jobs	Investment (millions)	Number of Announcements
311 Food Products	354	\$72.97	7	0	\$0.00	0	354	\$72.97	7
312 Beverages & Tobacco Products	505	\$151.68	5	250	\$140.00	1	255	\$11.68	4
313 Textile Mills	227	\$16.70	2	200	\$14.00	1	27	\$2.70	1
314 Textile Mill Products	75	\$3.71	2	75	\$3.71	2	0	\$0.00	0
315 Apparel	25	\$0.25	1	0	\$0.00	0	25	\$0.25	1
321 Lumber & Wood Products	1,715	\$173.22	25	884	\$119.15	7	831	\$54.07	18
322 Paper Products	312	\$74.52	5	200	\$45.30	1	112	\$29.22	4
323 Printing	98	\$8.28	8	0	\$0.00	0	98	\$8.28	8
325 Chemicals	499	\$142.68	18	151	\$12.55	4	348	\$130.13	14
326 Plastics & Rubber Products	315	\$56.45	10	118	\$8.00	2	197	\$48.45	8
327 Stone, Clay, Glass	371	\$168.94	13	39	\$3.35	2	332	\$165.59	11
331 Primary Metal Industries	59	\$33.80	3	0	\$0.00	0	59	\$33.80	3
332 Fabricated Metal Products	1,025	\$64.55	23	176	\$13.27	5	849	\$51.28	18
333 Machinery	661	\$149.08	17	8	\$0.25	2	653	\$148.83	15
334 Computers & Electronics	1,236	\$1,217.65	8	126	\$12.25	2	1,110	\$1,205.40	6
335 Electrical Equipment	208	\$1.65	2	0	\$0.00	0	208	\$1.65	2
336 Transportation Equipment	1,158	\$122.84	18	400	\$5.54	1	758	\$117.30	17
337 Furniture & Fixtures	1,323	\$59.04	14	590	\$20.45	3	733	\$38.59	11
339 Miscellaneous Manufacturing	7	\$0.20	1	7	\$0.20	1	0	\$0.00	0
Confidential	2,112	\$357.00	3	0	\$0.00	0	2,112	\$357.00	3
Manufacturing Totals	12,285	\$2,875.20	185	3,224	\$398.02	34	9,061	\$2,477.18	151
Nonmanufacturing Totals	19,923	\$1,278.15	270	6,525	\$612.56	55	13,398	\$665.59	215
Virginia Totals	32,208	\$4,153.35	455	9,749	\$1,010.58	89	22,459	\$3,142.77	366

Table 3

2005

Virginia NAICS Code Summary - Nonmanufacturing

NAICS Description	Total			New			Expansions		
	Number of Jobs	Investment (millions)	Number of Announcements	Number of Jobs	Investment (millions)	Number of Announcements	Number of Jobs	Investment (millions)	Number of Announcements
111 Crop Production	14	\$3.59	1	14	\$3.59	1	0	\$0.00	0
221 Utilities	14	\$2.00	1	0	\$0.00	0	14	\$2.00	1
238 Specialty Trade Contractors	20	\$2.00	1	0	\$0.00	0	20	\$2.00	1
423 Distribution - Durables	197	\$17.34	16	42	\$3.45	3	155	\$13.89	13
424 Distribution - Nondurables	1,117	\$73.17	15	445	\$11.90	3	672	\$61.27	12
454 Nonstore Retailers	25	\$1.50	1	0	\$0.00	0	25	\$1.50	1
482 Rail Transportation	40	\$11.00	1	40	\$11.00	1	0	\$0.00	0
483 Water Transportation	192	\$3.75	3	0	\$0.00	0	192	\$3.75	3
484 Truck Transportation	147	\$4.15	4	0	\$0.00	0	147	\$4.15	4
488 Transportation Services	382	\$54.05	5	131	\$34.00	1	251	\$20.05	4
492 Couriers & Messengers	0	\$6.00	1	0	\$0.00	0	0	\$6.00	1
493 Warehousing & Storage	69	\$6.20	2	0	\$0.00	0	69	\$6.20	2
517 Telecommunications	387	\$51.40	8	100	\$16.00	2	287	\$35.40	6
518 Internet & Related Services	837	\$23.85	7	224	\$6.20	2	613	\$17.65	5
519 News Syndicates	13	\$0.00	1	13	\$0.00	1	0	\$0.00	0
522 Banking & Credit	170	\$12.30	2	0	\$0.00	0	170	\$12.30	2
524 Insurance Carriers	284	\$4.85	6	30	\$0.50	1	254	\$4.35	5
541 Technical Services	8,339	\$638.65	146	1,815	\$469.73	23	6,524	\$168.92	123
551 Headquarters/Division Offices	1,817	\$191.07	24	727	\$35.10	6	1,090	\$155.97	18
561 Administrative Services	3,819	\$47.90	15	2,939	\$21.10	10	880	\$26.80	5
813 Professional Associations	10	\$0.00	1	0	\$0.00	0	10	\$0.00	1
922 Justice Activities	0	\$32.60	1	0	\$0.00	0	0	\$32.60	1
Confidential	2,030	\$90.80	8	5	\$0.00	1	2,025	\$90.80	7
Nonmanufacturing Totals	19,923	\$1,278.15	270	6,525	\$612.56	55	13,398	\$665.59	215
Manufacturing Totals	12,285	\$2,875.20	185	3,224	\$398.02	34	9,061	\$2,477.18	151
Virginia Totals	32,208	\$4,153.35	455	9,749	\$1,010.58	89	22,459	\$3,142.77	366

Table 4

**2005
Virginia Regional Summary**

Region	Employment	% of Total	Investment (<i>millions</i>)	% of Total	Announcements	% of Total
Central Virginia	4,022	12.5%	\$624.41	15.0%	61	13.4%
New	2,260		\$449.06		18	
Expansion	1,762		\$175.35		43	
Hampton Roads	4,039	12.5%	\$479.96	11.6%	80	17.6%
New	2,099		\$72.25		15	
Expansion	1,940		\$407.71		65	
Northern Virginia	9,825	30.5%	\$1,647.31	39.7%	157	34.5%
New	841		\$61.60		20	
Expansion	8,984		\$1,585.71		137	
Southside Virginia	4,815	14.9%	\$333.02	8.0%	76	16.7%
New	2,216		\$136.06		17	
Expansion	2,599		\$196.96		59	
Southwestern Virginia	3,257	10.1%	\$367.37	8.8%	45	9.9%
New	1,775		\$262.07		13	
Expansion	1,482		\$105.30		32	
Valley	2,108	6.5%	\$253.48	6.1%	25	5.5%
New	553		\$29.54		5	
Expansion	1,555		\$223.94		20	
Not Publicly Announced	4,142	12.9%	\$447.80	10.8%	11	2.4%
Virginia Totals	32,208		\$4,153.35		455	

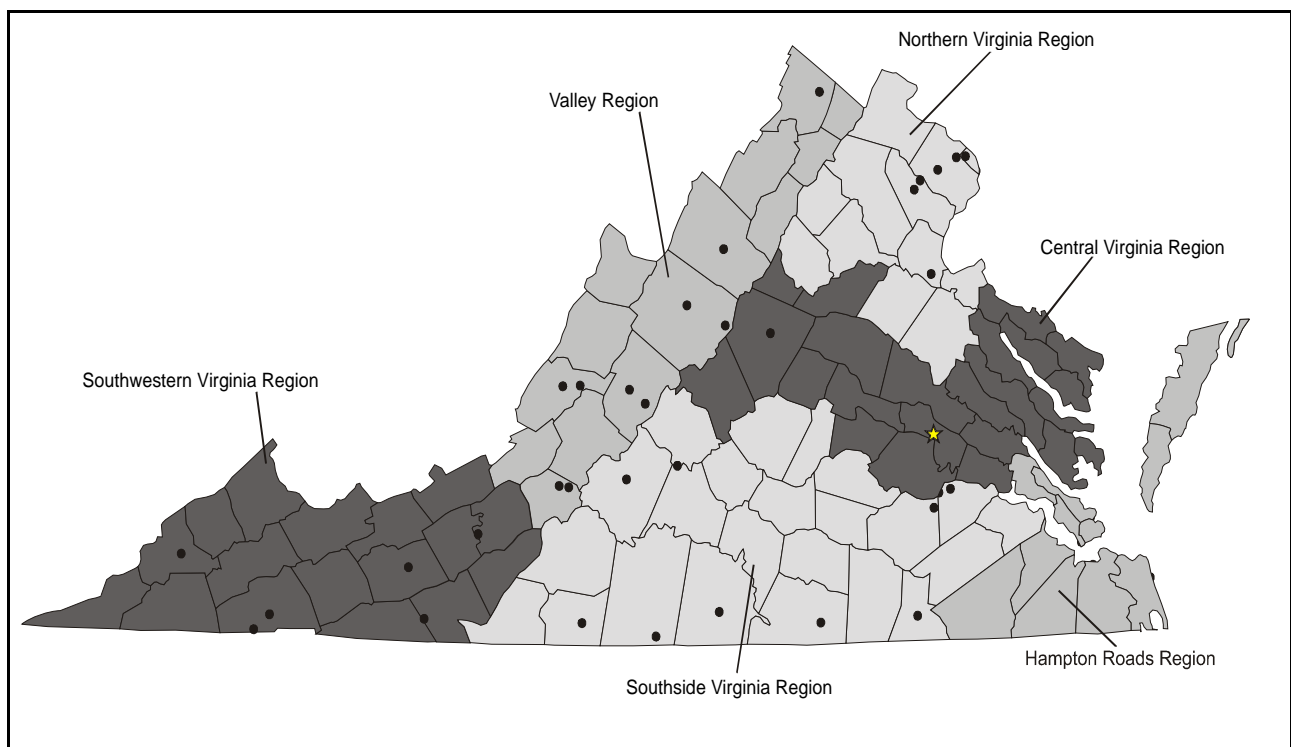


Table 5

2005**Virginia Employment and Capital Investment by Locality**

<i>City/County</i>	<i>Employment</i>	<i>% of Total</i>	<i>Investment (millions)</i>	<i>% of Total</i>	<i>Announcements</i>	<i>% of Total</i>
<i>Accomack County</i>	21	0.07%	\$2.50	0.06%	1	0.22%
<i>Albemarle County</i>	165	0.51%	\$7.00	0.17%	2	0.44%
<i>Alexandria</i>	119	0.37%	\$0.30	0.01%	3	0.66%
<i>Alleghany County</i>	60	0.19%	\$1.40	0.03%	1	0.22%
<i>Amelia County</i>	200	0.62%	\$10.50	0.25%	1	0.22%
<i>Amherst County</i>	15	0.05%	\$0.20	0.00%	1	0.22%
<i>Appomattox County</i>	0	0.00%	\$0.00	0.00%	0	0.00%
<i>Arlington County</i>	334	1.04%	\$112.10	2.70%	3	0.66%
<i>Augusta County</i>	63	0.20%	\$7.94	0.19%	2	0.44%
<i>Bath County</i>	0	0.00%	\$0.00	0.00%	0	0.00%
<i>Bedford City</i>	60	0.19%	\$1.50	0.04%	1	0.22%
<i>Bedford County</i>	120	0.37%	\$16.20	0.39%	4	0.88%
<i>Bland County</i>	19	0.06%	\$2.15	0.05%	2	0.44%
<i>Botetourt County</i>	102	0.32%	\$48.15	1.16%	2	0.44%
<i>Bristol</i>	85	0.26%	\$1.60	0.04%	2	0.44%
<i>Brunswick County</i>	15	0.05%	\$1.00	0.02%	1	0.22%
<i>Buchanan County</i>	0	0.00%	\$0.00	0.00%	0	0.00%
<i>Buckingham County</i>	0	0.00%	\$0.00	0.00%	0	0.00%
<i>Buena Vista</i>	0	0.00%	\$0.00	0.00%	0	0.00%
<i>Campbell County</i>	241	0.75%	\$48.00	1.16%	3	0.66%
<i>Caroline County</i>	158	0.49%	\$22.30	0.54%	4	0.88%
<i>Carroll County</i>	225	0.70%	\$4.00	0.10%	2	0.44%
<i>Charles City County</i>	0	0.00%	\$0.00	0.00%	0	0.00%
<i>Charlotte County</i>	10	0.03%	\$0.15	0.00%	1	0.22%
<i>Charlottesville</i>	0	0.00%	\$0.00	0.00%	0	0.00%
<i>Chesapeake</i>	1,590	4.94%	\$17.20	0.41%	5	1.10%
<i>Chesterfield County</i>	2,082	6.46%	\$202.40	4.87%	17	3.74%
<i>Clarke County</i>	0	0.00%	\$0.00	0.00%	0	0.00%
<i>Colonial Heights</i>	0	0.00%	\$0.00	0.00%	0	0.00%
<i>Covington</i>	0	0.00%	\$0.00	0.00%	0	0.00%
<i>Craig County</i>	0	0.00%	\$0.00	0.00%	0	0.00%
<i>Culpeper County</i>	14	0.04%	\$3.59	0.09%	1	0.22%
<i>Cumberland County</i>	0	0.00%	\$0.00	0.00%	0	0.00%
<i>Danville</i>	792	2.46%	\$57.60	1.39%	5	1.10%
<i>Dickenson County</i>	130	0.40%	\$1.60	0.04%	2	0.44%
<i>Dinwiddie County</i>	34	0.11%	\$0.00	0.00%	1	0.22%
<i>Emporia</i>	0	0.00%	\$0.00	0.00%	0	0.00%
<i>Essex County</i>	0	0.00%	\$0.00	0.00%	0	0.00%
<i>Fairfax City</i>	128	0.40%	\$1.86	0.04%	3	0.66%
<i>Fairfax County</i>	6,621	20.56%	\$63.91	1.54%	96	21.10%
<i>Falls Church</i>	25	0.08%	\$0.50	0.01%	1	0.22%
<i>Fauquier County</i>	66	0.20%	\$7.93	0.19%	4	0.88%
<i>Floyd County</i>	0	0.00%	\$0.00	0.00%	0	0.00%
<i>Fluvanna County</i>	0	0.00%	\$0.00	0.00%	0	0.00%
<i>Franklin City</i>	0	0.00%	\$0.00	0.00%	0	0.00%
<i>Franklin County</i>	114	0.35%	\$4.60	0.11%	2	0.44%
<i>Frederick County</i>	120	0.37%	\$4.00	0.10%	1	0.22%

Table 6

<i>City/County</i>	<i>Employment</i>	<i>% of Total</i>	<i>Investment (millions)</i>	<i>% of Total</i>	<i>Announcements</i>	<i>% of Total</i>
<i>Fredericksburg</i>	0	0.00%	\$0.00	0.00%	0	0.00%
<i>Galax</i>	40	0.12%	\$2.70	0.07%	1	0.22%
<i>Giles County</i>	30	0.09%	\$2.10	0.05%	1	0.22%
<i>Gloucester County</i>	0	0.00%	\$0.00	0.00%	0	0.00%
<i>Goochland County</i>	0	0.00%	\$0.00	0.00%	0	0.00%
<i>Grayson County</i>	0	0.00%	\$0.00	0.00%	0	0.00%
<i>Greene County</i>	0	0.00%	\$0.00	0.00%	0	0.00%
<i>Greensville County</i>	0	0.00%	\$0.25	0.01%	1	0.22%
<i>Halifax County</i>	449	1.39%	\$27.01	0.65%	8	1.76%
<i>Hampton</i>	447	1.39%	\$1.50	0.04%	3	0.66%
<i>Hanover County</i>	176	0.55%	\$12.60	0.30%	5	1.10%
<i>Harrisonburg</i>	70	0.22%	\$5.65	0.14%	4	0.88%
<i>Henrico County</i>	665	2.06%	\$87.29	2.10%	27	5.93%
<i>Henry County</i>	510	1.58%	\$28.75	0.69%	6	1.32%
<i>Highland County</i>	0	0.00%	\$0.00	0.00%	0	0.00%
<i>Hopewell</i>	0	0.00%	\$0.00	0.00%	0	0.00%
<i>Isle of Wight County</i>	45	0.14%	\$17.30	0.42%	3	0.66%
<i>James City County</i>	0	0.00%	\$0.00	0.00%	0	0.00%
<i>King & Queen County</i>	0	0.00%	\$0.00	0.00%	0	0.00%
<i>King George County</i>	50	0.16%	\$5.00	0.12%	1	0.22%
<i>King William County</i>	0	0.00%	\$0.00	0.00%	0	0.00%
<i>Lancaster County</i>	0	0.00%	\$0.00	0.00%	0	0.00%
<i>Lee County</i>	100	0.31%	\$1.00	0.02%	1	0.22%
<i>Lexington</i>	0	0.00%	\$0.00	0.00%	0	0.00%
<i>Loudoun County</i>	558	1.73%	\$1.67	0.04%	13	2.86%
<i>Louisa County</i>	250	0.78%	\$10.50	0.25%	3	0.66%
<i>Lunenburg County</i>	0	0.00%	\$0.00	0.00%	0	0.00%
<i>Lynchburg</i>	607	1.88%	\$23.70	0.57%	17	3.74%
<i>Madison County</i>	0	0.00%	\$0.00	0.00%	0	0.00%
<i>Manassas</i>	981	3.05%	\$1,204.15	28.99%	3	0.66%
<i>Manassas Park</i>	0	0.00%	\$0.00	0.00%	0	0.00%
<i>Martinsville</i>	50	0.16%	\$10.05	0.24%	4	0.88%
<i>Mathews County</i>	0	0.00%	\$0.00	0.00%	0	0.00%
<i>Mecklenburg County</i>	260	0.81%	\$24.30	0.59%	3	0.66%
<i>Middlesex County</i>	0	0.00%	\$0.00	0.00%	0	0.00%
<i>Montgomery County</i>	177	0.55%	\$7.51	0.18%	7	1.54%
<i>Nelson County</i>	0	0.00%	\$0.00	0.00%	0	0.00%
<i>New Kent County</i>	0	0.00%	\$0.00	0.00%	0	0.00%
<i>Newport News</i>	534	1.66%	\$56.80	1.37%	8	1.76%
<i>Norfolk</i>	397	1.23%	\$214.01	5.15%	11	2.42%
<i>Northampton County</i>	0	0.00%	\$0.00	0.00%	0	0.00%
<i>Northumberland County</i>	0	0.00%	\$0.00	0.00%	0	0.00%
<i>Norton</i>	0	0.00%	\$0.00	0.00%	0	0.00%
<i>Nottoway County</i>	32	0.10%	\$1.15	0.03%	2	0.44%
<i>Orange County</i>	160	0.50%	\$8.80	0.21%	2	0.44%
<i>Page County</i>	0	0.00%	\$0.00	0.00%	0	0.00%
<i>Patrick County</i>	252	0.78%	\$7.41	0.18%	3	0.66%
<i>Petersburg</i>	570	1.77%	\$6.00	0.14%	3	0.66%
<i>Pittsylvania County</i>	2	0.01%	\$2.10	0.05%	1	0.22%
<i>Poquoson</i>	0	0.00%	\$0.00	0.00%	0	0.00%
<i>Portsmouth</i>	161	0.50%	\$18.31	0.44%	10	2.20%

Table 6

<i>City/County</i>	<i>Employment</i>	<i>% of Total</i>	<i>Investment (millions)</i>	<i>% of Total</i>	<i>Announcements</i>	<i>% of Total</i>
<i>Powhatan County</i>	0	0.00%	\$0.00	0.00%	0	0.00%
<i>Prince Edward County</i>	35	0.11%	\$3.00	0.07%	1	0.22%
<i>Prince George County</i>	272	0.84%	\$54.10	1.30%	5	1.10%
<i>Prince William County</i>	477	1.48%	\$211.05	5.08%	21	4.62%
<i>Pulaski County</i>	277	0.86%	\$100.33	2.42%	5	1.10%
<i>Radford</i>	0	0.00%	\$0.00	0.00%	0	0.00%
<i>Rappahannock County</i>	5	0.02%	\$0.37	0.01%	1	0.22%
<i>Richmond</i>	670	2.08%	\$301.03	7.25%	6	1.32%
<i>Richmond County</i>	0	0.00%	\$0.00	0.00%	0	0.00%
<i>Roanoke City</i>	805	2.50%	\$10.69	0.26%	3	0.66%
<i>Roanoke County</i>	469	1.46%	\$61.30	1.48%	4	0.88%
<i>Rockbridge County</i>	0	0.00%	\$0.00	0.00%	0	0.00%
<i>Rockingham County</i>	206	0.64%	\$44.10	1.06%	2	0.44%
<i>Russell County</i>	888	2.76%	\$33.01	0.79%	4	0.88%
<i>Salem</i>	0	0.00%	\$1.75	0.04%	1	0.22%
<i>Scott County</i>	376	1.17%	\$3.20	0.08%	2	0.44%
<i>Shenandoah County</i>	25	0.08%	\$16.31	0.39%	2	0.44%
<i>Smyth County</i>	16	0.05%	\$0.87	0.02%	1	0.22%
<i>Southampton County</i>	138	0.43%	\$3.30	0.08%	1	0.22%
<i>Spotsylvania County</i>	0	0.00%	\$0.00	0.00%	0	0.00%
<i>Stafford County</i>	143	0.44%	\$7.37	0.18%	2	0.44%
<i>Staunton</i>	25	0.08%	\$6.00	0.14%	1	0.22%
<i>Suffolk</i>	225	0.70%	\$54.45	1.31%	14	3.08%
<i>Surry County</i>	0	0.00%	\$0.00	0.00%	0	0.00%
<i>Sussex County</i>	175	0.54%	\$5.45	0.13%	2	0.44%
<i>Tazewell County</i>	232	0.72%	\$6.45	0.16%	4	0.88%
<i>Virginia Beach</i>	481	1.49%	\$94.59	2.28%	24	5.27%
<i>Warren County</i>	133	0.41%	\$40.20	0.97%	1	0.22%
<i>Washington County</i>	276	0.86%	\$37.35	0.90%	4	0.88%
<i>Waynesboro</i>	0	0.00%	\$0.00	0.00%	0	0.00%
<i>Westmoreland County</i>	0	0.00%	\$0.00	0.00%	0	0.00%
<i>Williamsburg</i>	0	0.00%	\$0.00	0.00%	0	0.00%
<i>Winchester</i>	30	0.09%	\$6.00	0.14%	1	0.22%
<i>Wise County</i>	0	0.00%	\$0.00	0.00%	0	0.00%
<i>Wythe County</i>	386	1.20%	\$163.50	3.94%	7	1.54%
<i>York County</i>	0	0.00%	\$0.00	0.00%	0	0.00%
<i>Not Publicly Announced</i>	4,142	12.86%	\$447.80	10.78%	11	2.42%
Virginia Totals	32,208		\$4,153.35		455	

Table 6

2005**Virginia Employment and Capital Investment by Locality****Totals Per 1,000 Residents**

<i>City/County</i>	<i>2005 Population Estimate (thousands)</i>	<i>Announced Employment per 1,000 Residents</i>	<i>Announced Investment per 1,000 Residents</i>	<i>Announcements per 1,000 Residents</i>
<i>Accomack County</i>	39.1	0.5	\$63,939	0.03
<i>Albemarle County</i>	90.4	1.8	\$77,434	0.02
<i>Alexandria</i>	135.2	0.9	\$2,219	0.02
<i>Alleghany County</i>	17.2	3.5	\$81,395	0.06
<i>Amelia County</i>	12.1	16.5	\$867,769	0.08
<i>Amherst County</i>	31.9	0.5	\$6,270	0.03
<i>Appomattox County</i>	13.9	0.0	\$0	0.00
<i>Arlington County</i>	195.6	1.7	\$573,108	0.02
<i>Augusta County</i>	68.9	0.9	\$115,239	0.03
<i>Bath County</i>	4.9	0.0	\$0	0.00
<i>Bedford City</i>	6.2	9.7	\$241,935	0.16
<i>Bedford County</i>	63.6	1.9	\$254,717	0.06
<i>Bland County</i>	7.1	2.7	\$302,817	0.28
<i>Botetourt County</i>	31.8	3.2	\$1,514,151	0.06
<i>Bristol</i>	17.4	4.9	\$91,954	0.11
<i>Brunswick County</i>	18.4	0.8	\$54,348	0.05
<i>Buchanan County</i>	25.3	0.0	\$0	0.00
<i>Buckingham County</i>	16.2	0.0	\$0	0.00
<i>Buena Vista</i>	6.5	0.0	\$0	0.00
<i>Campbell County</i>	51.3	4.7	\$935,673	0.06
<i>Caroline County</i>	24.3	6.5	\$917,695	0.16
<i>Carroll County</i>	29.7	7.6	\$134,680	0.07
<i>Charles City County</i>	6.8	0.0	\$0	0.00
<i>Charlotte County</i>	12.7	0.8	\$11,811	0.08
<i>Charlottesville</i>	39.9	0.0	\$0	0.00
<i>Chesapeake</i>	213.4	7.5	\$80,600	0.02
<i>Chesterfield County</i>	286.5	5.5	\$706,457	0.06
<i>Clarke County</i>	13.9	0.0	\$0	0.00
<i>Colonial Heights</i>	17.3	0.0	\$0	0.00
<i>Covington</i>	5.8	0.0	\$0	0.00
<i>Craig County</i>	5.1	0.0	\$0	0.00
<i>Culpeper County</i>	41.2	0.3	\$87,015	0.02
<i>Cumberland County</i>	9.5	0.0	\$0	0.00
<i>Danville</i>	46.4	17.1	\$1,241,379	0.11
<i>Dickenson County</i>	16.5	7.9	\$96,970	0.12
<i>Dinwiddie County</i>	25.8	1.3	\$0	0.04
<i>Emporia</i>	5.5	0.0	\$0	0.00
<i>Essex County</i>	10.3	0.0	\$0	0.00
<i>Fairfax City</i>	22.7	5.6	\$81,938	0.13
<i>Fairfax County</i>	1,022.1	6.5	\$62,528	0.09
<i>Falls Church</i>	10.8	2.3	\$46,296	0.09
<i>Fauquier County</i>	62.9	1.0	\$126,073	0.06
<i>Floyd County</i>	14.8	0.0	\$0	0.00
<i>Fluvanna County</i>	24.9	0.0	\$0	0.00
<i>Franklin City</i>	50.1	0.0	\$0	0.00

Table 7

<i>City/County</i>	<i>2005 Population Estimate (thousands)</i>	<i>Announced Employment per 1,000 Residents</i>	<i>Announced Investment per 1,000 Residents</i>	<i>Announcements per 1,000 Residents</i>
<i>Franklin County</i>	8.4	13.6	\$547,619	0.24
<i>Frederick County</i>	67.6	1.8	\$59,172	0.01
<i>Fredericksburg</i>	21.2	0.0	\$0	0.00
<i>Galax</i>	6.9	5.8	\$391,304	0.14
<i>Giles County</i>	16.5	1.8	\$127,273	0.06
<i>Gloucester County</i>	35.7	0.0	\$0	0.00
<i>Goochland County</i>	19.3	0.0	\$0	0.00
<i>Grayson County</i>	16.6	0.0	\$0	0.00
<i>Greene County</i>	16.9	0.0	\$0	0.00
<i>Greensville County</i>	12.3	0.0	\$20,325	0.08
<i>Halifax County</i>	36.7	12.2	\$735,967	0.22
<i>Hampton</i>	145.5	3.1	\$10,309	0.02
<i>Hanover County</i>	95.1	1.9	\$132,492	0.05
<i>Harrisonburg</i>	43.5	1.6	\$129,885	0.09
<i>Henrico County</i>	283.3	2.3	\$308,133	0.10
<i>Henry County</i>	55.1	9.3	\$521,779	0.11
<i>Highland County</i>	2.4	0.0	\$0	0.00
<i>Hopewell</i>	22.5	0.0	\$0	0.00
<i>Isle of Wight County</i>	32.2	1.4	\$537,267	0.09
<i>James City County</i>	56.6	0.0	\$0	0.00
<i>King & Queen County</i>	6.9	0.0	\$0	0.00
<i>King George County</i>	20.0	2.5	\$250,000	0.05
<i>King William County</i>	14.4	0.0	\$0	0.00
<i>Lancaster County</i>	11.5	0.0	\$0	0.00
<i>Lee County</i>	25.3	4.0	\$39,526	0.04
<i>Lexington</i>	7.0	0.0	\$0	0.00
<i>Loudoun County</i>	252.3	2.2	\$6,619	0.05
<i>Louisa County</i>	28.7	8.7	\$365,854	0.10
<i>Lunenburg County</i>	13.1	0.0	\$0	0.00
<i>Lynchburg</i>	68.0	8.9	\$348,529	0.25
<i>Madison County</i>	13.5	0.0	\$0	0.00
<i>Manassas</i>	36.7	26.7	\$32,810,627	0.08
<i>Manassas Park</i>	13.1	0.0	\$0	0.00
<i>Martinsville</i>	14.7	3.4	\$683,673	0.27
<i>Mathews County</i>	9.4	0.0	\$0	0.00
<i>Mecklenburg County</i>	32.6	8.0	\$745,399	0.09
<i>Middlesex County</i>	10.2	0.0	\$0	0.00
<i>Montgomery County</i>	87.9	2.0	\$85,438	0.08
<i>Nelson County</i>	15.0	0.0	\$0	0.00
<i>New Kent County</i>	15.7	0.0	\$0	0.00
<i>Newport News</i>	182.2	2.9	\$311,745	0.04
<i>Norfolk</i>	235.5	1.7	\$908,726	0.05
<i>Northampton County</i>	13.2	0.0	\$0	0.00
<i>Northumberland County</i>	12.9	0.0	\$0	0.00
<i>Norton</i>	3.9	0.0	\$0	0.00
<i>Nottoway County</i>	15.8	2.0	\$72,785	0.13
<i>Orange County</i>	29.3	5.5	\$300,341	0.07
<i>Page County</i>	24.0	0.0	\$0	0.00
<i>Patrick County</i>	19.4	13.0	\$381,959	0.15
<i>Petersburg</i>	31.3	18.2	\$191,693	0.10

Table 7

<i>City/County</i>	<i>2005 Population Estimate (thousands)</i>	<i>Announced Employment per 1,000 Residents</i>	<i>Announced Investment per 1,000 Residents</i>	<i>Announcements per 1,000 Residents</i>
<i>Pittsylvania County</i>	61.8	0.0	\$33,981	0.02
<i>Poquoson</i>	11.9	0.0	\$0	0.00
<i>Portsmouth</i>	98.8	1.6	\$185,324	0.10
<i>Powhatan County</i>	25.8	0.0	\$0	0.00
<i>Prince Edward County</i>	20.4	1.7	\$147,059	0.05
<i>Prince George County</i>	36.9	7.4	\$1,466,125	0.14
<i>Prince William County</i>	355.3	1.3	\$416,690	0.06
<i>Pulaski County</i>	34.4	8.1	\$2,916,465	0.15
<i>Radford</i>	15.5	0.0	\$0	0.00
<i>Rappahannock County</i>	7.0	0.7	\$52,857	0.14
<i>Richmond</i>	193.3	3.5	\$1,557,320	0.03
<i>Richmond County</i>	9.5	0.0	\$0	0.00
<i>Roanoke City</i>	93.6	5.0	\$654,915	0.04
<i>Roanoke County</i>	90.0	8.9	\$118,722	0.03
<i>Rockbridge County</i>	21.5	0.0	\$0	0.00
<i>Rockingham County</i>	71.6	2.9	\$615,922	0.03
<i>Russell County</i>	29.1	30.5	\$1,134,364	0.10
<i>Salem</i>	25.1	0.0	\$69,721	0.04
<i>Scott County</i>	23.6	15.9	\$135,593	0.08
<i>Shenandoah County</i>	38.9	0.6	\$419,254	0.05
<i>Smyth County</i>	32.3	0.5	\$26,997	0.03
<i>Southampton County</i>	17.9	7.7	\$184,358	0.06
<i>Spotsylvania County</i>	114.0	0.0	\$0	0.00
<i>Stafford County</i>	117.3	1.2	\$62,830	0.02
<i>Staunton</i>	23.1	1.1	\$259,740	0.04
<i>Suffolk</i>	77.1	2.9	\$706,226	0.18
<i>Surry County</i>	6.9	0.0	\$0	0.00
<i>Sussex County</i>	12.0	14.6	\$454,167	0.17
<i>Tazewell County</i>	44.1	5.3	\$146,259	0.09
<i>Virginia Beach</i>	435.6	1.1	\$217,149	0.06
<i>Warren County</i>	34.3	3.9	\$1,172,012	0.03
<i>Washington County</i>	52.1	5.3	\$716,891	0.08
<i>Waynesboro</i>	20.0	0.0	\$0	0.00
<i>Westmoreland County</i>	16.7	0.0	\$0	0.00
<i>Williamsburg</i>	13.4	0.0	\$0	0.00
<i>Winchester</i>	25.7	1.2	\$233,463	0.04
<i>Wise County</i>	41.7	0.0	\$0	0.00
<i>Wythe County</i>	27.7	13.9	\$5,902,527	0.25
<i>York County</i>	62.1	0.0	\$0	0.00
Virginia Totals	7,567.7	4.3	\$548,840	0.06

Note:

Population data from the Weldon Cooper Center for Public Service, University of Virginia

Table 7

2005**Virginia Metropolitan Statistical Area Summary**

MSA	Employment	% of Total	Investment (millions)	% of Total	Announcements	% of Total
Blacksburg-Christiansburg-Radford	484	1.5%	\$109.94	2.6%	13	2.9%
<i>New</i>	230		\$97.60		2	
<i>Expansion</i>	254		\$12.34		11	
Bristol	737	2.3%	\$42.15	1.0%	8	1.8%
<i>New</i>	260		\$2.00		2	
<i>Expansion</i>	477		\$40.15		6	
Charlottesville	165	0.5%	\$7.00	0.2%	2	0.4%
<i>New</i>	115		\$7.00		1	
<i>Expansion</i>	50		\$0.00		1	
Danville	794	2.5%	\$59.70	1.4%	6	1.3%
<i>New</i>	710		\$32.60		3	
<i>Expansion</i>	84		\$27.10		3	
Hampton Roads	3,880	12.0%	\$474.16	11.4%	78	17.1%
<i>New</i>	2,099		\$72.25		15	
<i>Expansion</i>	1,781		\$401.91		63	
Harrisonburg	276	0.9%	\$49.75	1.2%	6	1.3%
<i>New</i>	10		\$0.10		1	
<i>Expansion</i>	266		\$49.65		5	
Lynchburg	1,043	3.2%	\$89.60	2.2%	26	5.7%
<i>New</i>	260		\$46.80		2	
<i>Expansion</i>	783		\$42.80		24	
Northern Virginia	9,585	29.8%	\$1,651.04	39.8%	150	33.0%
<i>New</i>	649		\$44.80		17	
<i>Expansion</i>	8,936		\$1,606.24		133	
Richmond	5,252	16.3%	\$712.17	17.1%	74	16.3%
<i>New</i>	2,862		\$469.98		22	
<i>Expansion</i>	2,390		\$242.20		52	
Roanoke	1,490	4.6%	\$126.49	3.0%	12	2.6%
<i>New</i>	458		\$12.04		2	
<i>Expansion</i>	1,032		\$114.45		10	
Winchester	150	1.1%	\$10.00	2.7%	2	0.4%
<i>New</i>	0		\$0.00		0	
<i>Expansion</i>	150		\$10.00		2	

Table 8

MSA	Employment	% of Total	Investment (<i>millions</i>)	% of Total	Announcements	% of Total
Non-MSA Localities	4,210	13.1%	\$373.56	9.0%	67	14.7%
<i>New</i>	2,091		\$225.42		21	
<i>Expansion</i>	2,119		\$148.14		46	
Not Publicly Announced*	4,142	12.9%	\$447.80	10.8%	11	2.4%
Virginia Totals	32,208		\$4,153.35		455	

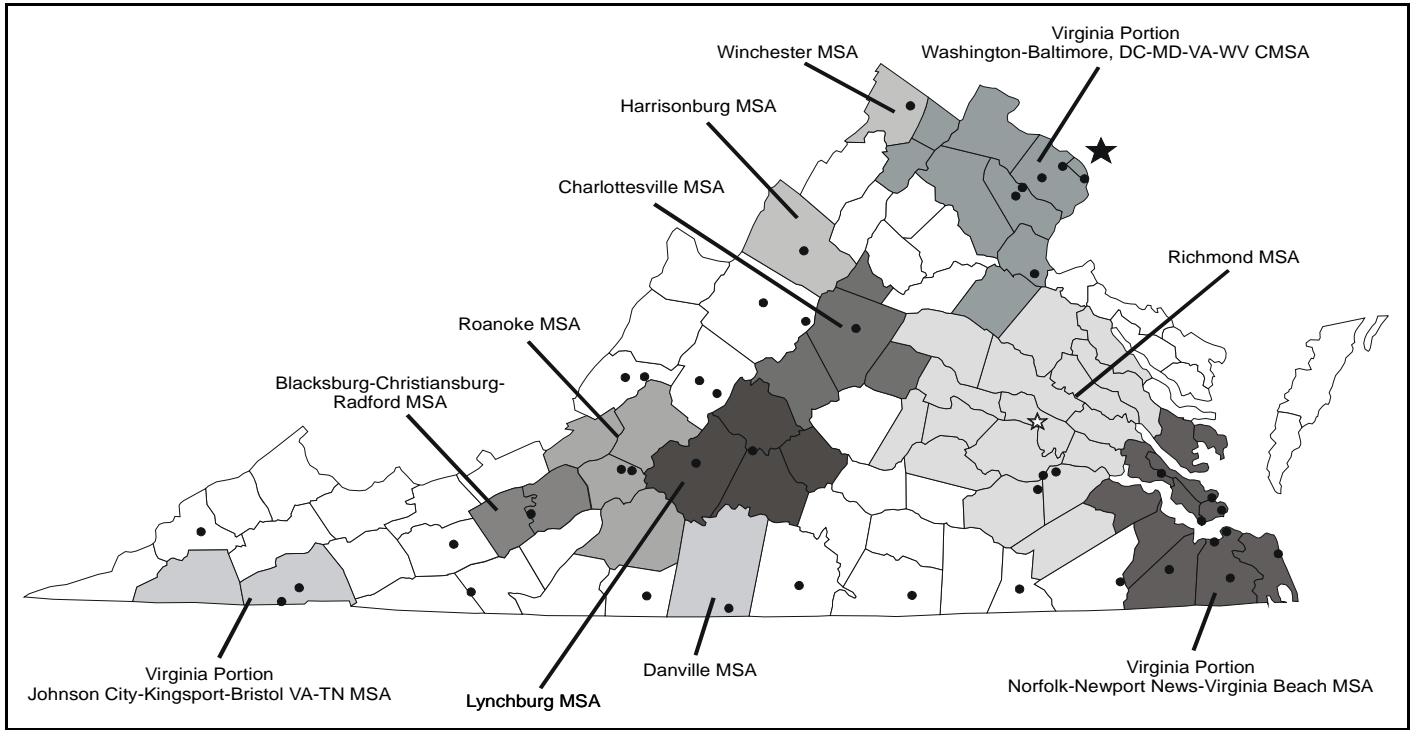


Table 8

2005**Virginia Planning District Commission Summary**

Planning District Commission	Employment	% of Total	Investment (millions)	% of Total	Announcements	% of Total
1. LENOWISCO	476	1.5%	\$4.20	0.1%	3	0.7%
<i>New</i>	300		\$2.00		2	
<i>Expansion</i>	176		\$2.20		1	
2. Cumberland Plateau	1,250	3.9%	\$41.06	1.0%	10	2.2%
<i>New</i>	716		\$17.45		4	
<i>Expansion</i>	534		\$23.61		6	
3. Mount Rogers	1,047	3.3%	\$212.17	5.1%	19	4.2%
<i>New</i>	529		\$145.02		5	
<i>Expansion</i>	518		\$67.15		14	
4. New River Valley	484	1.5%	\$109.94	2.6%	13	2.9%
<i>New</i>	230		\$97.60		2	
<i>Expansion</i>	254		\$12.34		11	
5. Roanoke Valley - Alleghany	1,436	4.5%	\$123.29	3.0%	11	2.4%
<i>New</i>	518		\$13.44		3	
<i>Expansion</i>	918		\$109.85		8	
6. Central Shenandoah	364	1.1%	\$63.69	1.5%	9	2.0%
<i>New</i>	10		\$0.10		1	
<i>Expansion</i>	354		\$63.59		8	
7. Northern Shenandoah Valley	308	1.0%	\$66.51	1.6%	5	1.1%
<i>New</i>	25		\$16.00		1	
<i>Expansion</i>	283		\$50.51		4	
8. Northern Virginia	9,243	28.7%	\$1,595.54	38.4%	143	31.4%
<i>New</i>	649		\$44.80		17	
<i>Expansion</i>	8,594		\$1,550.74		126	
9. Rappahannock - Rapidan	245	0.8%	\$20.69	0.5%	8	1.8%
<i>New</i>	144		\$12.39		2	
<i>Expansion</i>	101		\$8.30		6	
10. Thomas Jefferson	415	1.3%	\$17.50	0.4%	5	1.1%
<i>New</i>	140		\$8.00		2	
<i>Expansion</i>	275		\$9.50		3	
11. Region 2000	1,043	3.2%	\$89.60	2.2%	26	5.7%
<i>New</i>	260		\$46.80		2	
<i>Expansion</i>	783		\$42.80		24	
12. West Piedmont	1,720	5.3%	\$110.51	2.7%	21	4.6%
<i>New</i>	1,127		\$54.05		7	
<i>Expansion</i>	593		\$56.46		14	
13. Southside	724	2.2%	\$52.31	1.3%	12	2.6%
<i>New</i>	75		\$3.71		2	
<i>Expansion</i>	649		\$48.60		10	
14. Piedmont	277	0.9%	\$14.80	0.4%	5	1.1%
<i>New</i>	35		\$3.00		1	
<i>Expansion</i>	242		\$11.80		4	

Table 9

Planning District Commission	Employment	% of Total	Investment (millions)	% of Total	Announcements	% of Total
15. Richmond Regional	3,593	11.2%	\$603.32	14.5%	55	12.1%
<i>New</i>	2,106		\$437.48		15	
<i>Expansion</i>	1,487		\$165.85		40	
16. RADCO	351	1.1%	\$34.67	0.8%	7	1.5%
<i>New</i>	62		\$8.00		2	
<i>Expansion</i>	289		\$26.67		5	
17. Northern Neck	0	0.0%	\$0.00	0.0%	0	0.0%
<i>New</i>	0		\$0.00		0	
<i>Expansion</i>	0		\$0.00		0	
18. Middle Peninsula	0	0.0%	\$0.00	0.0%	0	0.0%
<i>New</i>	0		\$0.00		0	
<i>Expansion</i>	0		\$0.00		0	
19. Crater	1,051	3.3%	\$65.80	1.6%	12	2.6%
<i>New</i>	719		\$28.50		5	
<i>Expansion</i>	332		\$37.30		7	
22. Accomack - Northampton	21	0.1%	\$2.50	0.1%	1	0.2%
<i>New</i>	0		\$0.00		0	
<i>Expansion</i>	21		\$2.50		1	
23. Hampton Roads	4,018	12.5%	\$477.46	11.5%	79	17.4%
<i>New</i>	2,099		\$72.25		15	
<i>Expansion</i>	1,919		\$405.21		64	
Not Publicly Announced	4,142	12.9%	\$447.80	10.8%	11	2.4%
Virginia Totals	32,208		\$4,153.35		455	

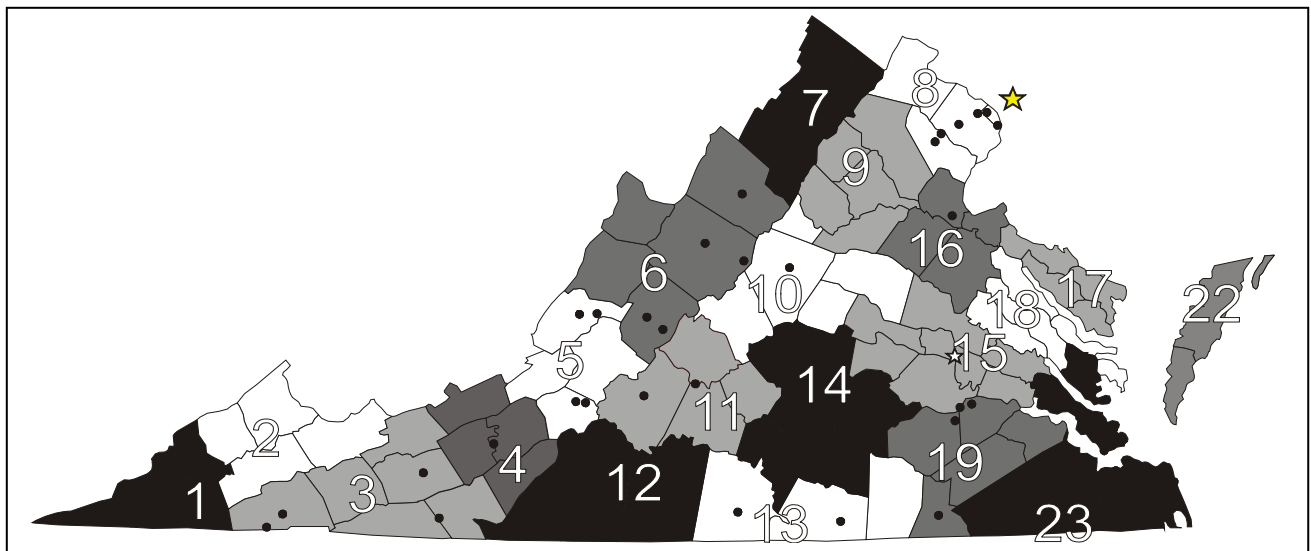


Table 9

1995 - 2005

Virginia Foreign-Affiliated Announcements

Year	Employment	% of Year's Total	Investment (millions)	% of Year's Total	Announcements	% of Year's Total
1995	3,252	12.6%	\$412.38	14.3%	37	0.2%
New	2,200		\$168.80		16	
Expansion	1,052		\$243.58		21	
1996	3,810	16.1%	\$1,967.65	55.7%	34	0.3%
New	3,090		\$1,751.20		18	
Expansion	720		\$216.45		16	
1997	4,309	16.0%	\$309.55	12.0%	66	0.5%
New	1,475		\$137.10		35	
Expansion	2,834		\$172.45		31	
1998	2,593	5.6%	\$155.72	7.0%	51	0.3%
New	755		\$62.99		20	
Expansion	1,838		\$92.73		31	
1999	4,902	11.0%	\$456.35	13.7%	62	0.4%
New	1,321		\$132.86		27	
Expansion	3,581		\$323.49		35	
2000	4,351	9.8%	\$535.78	12.0%	63	0.5%
New	1,511		\$124.82		26	
Expansion	2,840		\$410.96		37	
2001	3,210	9.5%	\$224.56	7.5%	56	0.9%
New	885		\$72.65		18	
Expansion	2,325		\$151.91		38	
2002	2,807	11.4%	\$191.48	8.2%	40	0.5%
New	312		\$45.50		12	
Expansion	2,495		\$145.98		28	
2003	2,682	9.6%	\$600.67	15.1%	47	0.6%
New	428		\$16.63		13	
Expansion	2,254		\$584.04		34	
2004	4,720	10.4%	\$1,552.24	45.0%	37	0.4%
New	317		\$464.00		5	
Expansion	4,403		\$1,088.24		32	
2005	4,392	13.6%	\$437.46	10.5%	48	0.5%
New	2,583		\$196.56		19	
Expansion	1,809		\$240.90		29	
Totals	41,028		\$6,843.84		541	

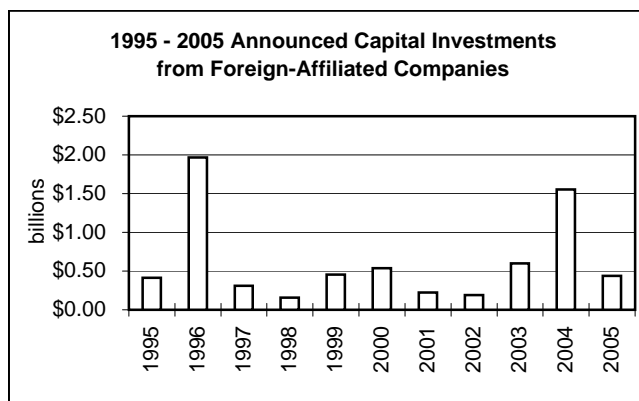


Table 10

2005**Virginia Foreign-Affiliated Announcements by Country**

<i>Country</i>	<i>Employment</i>	<i>% of Total</i>	<i>Investment (millions)</i>	<i>% of Total</i>	<i>Announcements</i>	<i>% of Total</i>
Canada	546	12.4%	\$67.80	15.5%	4	8.3%
Chile	0	0.0%	\$1.00	0.2%	1	2.1%
China	8	0.2%	\$0.48	0.1%	2	4.2%
Denmark	60	1.4%	\$0.00	0.0%	1	2.1%
France	214	4.9%	\$8.90	2.0%	3	6.3%
Germany	454	10.3%	\$127.55	29.2%	13	27.1%
Iceland	48	1.1%	\$0.25	0.1%	1	2.1%
India	60	1.4%	\$17.50	4.0%	2	4.2%
Ireland	50	1.1%	\$0.00	0.0%	1	2.1%
Israel	25	0.6%	\$0.00	0.0%	1	2.1%
Japan	416	9.5%	\$39.00	8.9%	4	8.3%
Netherlands	214	4.9%	\$98.59	22.5%	2	4.2%
Sweden	40	0.9%	\$6.00	1.4%	2	4.2%
Turkey	4	0.1%	\$0.35	0.1%	1	2.1%
UK	2,253	51.3%	\$70.05	16.0%	10	20.8%
Virginia Totals	4,392		\$437.46		48	

2005**Virginia Foreign-Affiliated Announcements by NAICS Code**

<i>NAICS Major Grouping</i>	<i>Employment</i>	<i>% of Total</i>	<i>Investment (millions)</i>	<i>% of Total</i>	<i>Announcements</i>	<i>% of Total</i>
111 Crop Production	14	0.3%	\$3.59	0.8%	1	2.1%
314 Textile Mill Products	50	1.1%	\$2.50	0.6%	1	2.1%
321 Lumber & Wood Products	200	4.6%	\$96.00	21.9%	2	4.2%
322 Paper Products	225	5.1%	\$59.30	13.6%	2	4.2%
325 Chemicals	61	1.4%	\$11.53	2.6%	6	12.5%
326 Plastics & Rubber Products	94	2.1%	\$32.00	7.3%	2	4.2%
327 Stone, Clay, Glass	39	0.9%	\$3.35	0.8%	2	4.2%
332 Fabricated Metal Products	130	3.0%	\$5.00	1.1%	1	2.1%
333 Machinery	210	4.8%	\$85.65	19.6%	4	8.3%
334 Computers & Electronics	6	0.1%	\$0.25	0.1%	1	2.1%
336 Transportation Equipment	242	5.5%	\$55.90	12.8%	3	6.3%
339 Miscellaneous Manufacturing	7	0.2%	\$0.20	0.0%	1	2.1%
424 Distribution - Nondurables	325	7.4%	\$5.32	1.2%	3	6.3%
483 Water Transportation	192	4.4%	\$3.75	0.9%	3	6.3%
541 Technical Services	1,134	25.8%	\$31.78	7.3%	9	18.8%
551 Headquarters/Division Offices	433	9.9%	\$32.35	7.4%	3	6.3%
561 Administrative Services	1,030	23.5%	\$9.00	2.1%	4	8.3%
Virginia Totals	4,392		\$437.46		48	