

VIRGINIA ECONOMIC DEVELOPMENT PARTNERSHIP



EMPLOYMENT CREATION AND CAPITAL INVESTMENT IN VIRGINIA 2001 YEAR END REPORT

The Virginia Economic Development Partnership (VEDP) is directed to enhance Virginia's economy by assisting existing businesses in their expansion plans and by attracting new firms to the Commonwealth. VEDP monitors economic development activity in Virginia through its economic development announcements database. The database tracks direct investments and new jobs created in Virginia as a result of the announced plans of new or expanding companies. This information has been maintained, with modifications, since 1960. The following report covers announcements made between January 1 and December 31, 2001.

NOTES ON METHODOLOGY

This report is based on announcements of planned employment creation and capital expenditures by manufacturers and selected non-manufacturers in Virginia. Many of the new facilities announced are not yet in operation. The information indicates the kind of new economic activity occurring in the state; it does not measure total employment growth. Information is gathered from the Virginia Economic Development Partnership's public and private sector contacts at state, regional, and local levels, as well as from published sources and Partnership staff. Rules for documentation of announcements were established to insure consistency of reported data. All information is obtained on a voluntary basis and no claim is made that the data are complete.

Media Contact:
Jill Lawrence – 804.371.0049

Content:
Brian Kroll – 804.371.0404

TABLE OF CONTENTS

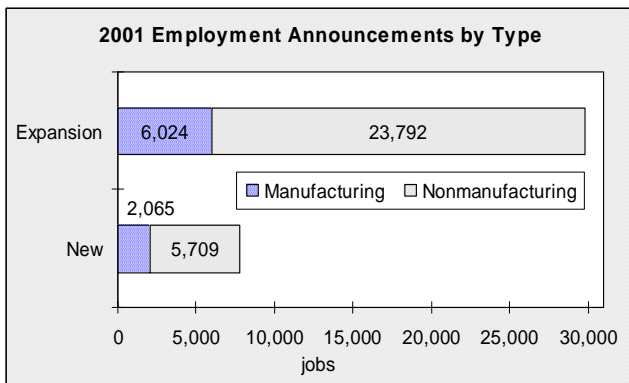
EMPLOYMENT CREATION AND CAPITAL INVESTMENT SUMMARY.....	2
NEW AND EXPANSION ANNOUNCEMENTS	2
MANUFACTURING AND NONMANUFACTURING ANNOUNCEMENTS.....	2
MAJOR ANNOUNCEMENTS	2
NAICS SUMMARY	3
MANUFACTURING	3
NONMANUFACTURING.....	4
REGIONAL ECONOMIC DEVELOPMENTS.....	4
SOUTHWEST VIRGINIA	4
SOUTHERN PIEDMONT.....	5
VALLEY REGION.....	5
NORTHERN VIRGINIA	5
CENTRAL VIRGINIA	6
HAMPTON ROADS	6
LOCAL ECONOMIC DEVELOPMENTS	6
TOTAL ANNOUNCEMENTS	6
PER CAPITA ANNOUNCEMENTS.....	7
OTHER ECONOMIC DEVELOPMENTS.....	8
METROPOLITAN STATISTICAL AREAS.....	8
PLANNING DISTRICT COMMISSIONS.....	8
FOREIGN INVESTMENT IN VIRGINIA	9
2001 ANNOUNCEMENTS.....	10
TABLES	APPENDIX

EMPLOYMENT CREATION AND CAPITAL INVESTMENT SUMMARY

In 2001, the Virginia Economic Development Partnership recorded 424 announcements by companies intending to locate new facilities in Virginia or expand their existing operations (Table 1). The firms behind those plans expect to add 37,590 jobs and make capital investments of over \$3.2 billion. Despite the weak U.S. economy, Virginia's economic development activity in 2001 ranked fourth best in terms of employment and fifth best for capital investment as compared to all previous years (Table 2). In fact, Virginia's 2001 investment total was only \$6 million shy of surpassing the fourth-ranked 1999 total.

NEW AND EXPANSION ANNOUNCEMENTS

Announcements made by companies that do not have a facility in Virginia or plan to set up a facility in a different labor market from their existing location are considered to be new. The announcements for new facilities represented 20.7% of employment creation and 12.7% of capital investment in Virginia's economic development activity in 2001. New announcements totaled 103.



Announcements from firms that already operate in Virginia are labeled as expansions. In 2001, there were 321 expansion announcements. Growth of existing firms accounted for 79.3% of employment and 87.3% of capital investment announced in the year.

MANUFACTURING AND NONMANUFACTURING ANNOUNCEMENTS

Manufacturing announcements include industries that make, assemble, or process tangible products. The 150 announcements by manufacturing companies in 2001 were responsible for 21.5% of employment creation and 47.6% of capital investment plans.

Nonmanufacturing announcements cover business and professional services such as headquarters or back offices, research and development, consulting, computer-related facilities, distribution centers, and customer service centers. Announcements in personal services, government, and construction projects are not included in the VEDP data. Nonmanufacturing establishments made 274 announcements in 2001. These plans represent 78.5% of employment creation and 52.4% of capital investment announced during the year.

MAJOR ANNOUNCEMENTS

Virginia saw many sizable announcements in 2001. There were 35 projects announced that plan to create 250 or more jobs, and 13 that involved the creation of at least 500 jobs.

The largest employment creation announcement for the year was WorldCom

Inc.'s \$180 million expansion of its Loudoun County campus that will add 3,600 new jobs. Ranked second was SRA International, an information technology consulting group, with its planned 1,386-job, \$17 million expansion of its Fairfax County operations. The Internet-based financial services company E*Trade Bank recorded the third-largest employment project by announcing it will add 1,314 employees to its Arlington County unit. The largest manufacturing employment announcement came from ship builder Northrop Grumman Newport News with its addition of 610 jobs, and ranked seventh overall.

On the investment side, Virginia received 32 different announcements of at least \$25 million, and 13 of those projects exceeded \$50 million. The largest investment announcement was made by the Ford Motor Co., which will spend \$375 million and add 200 jobs to expand its pick-up truck plant in

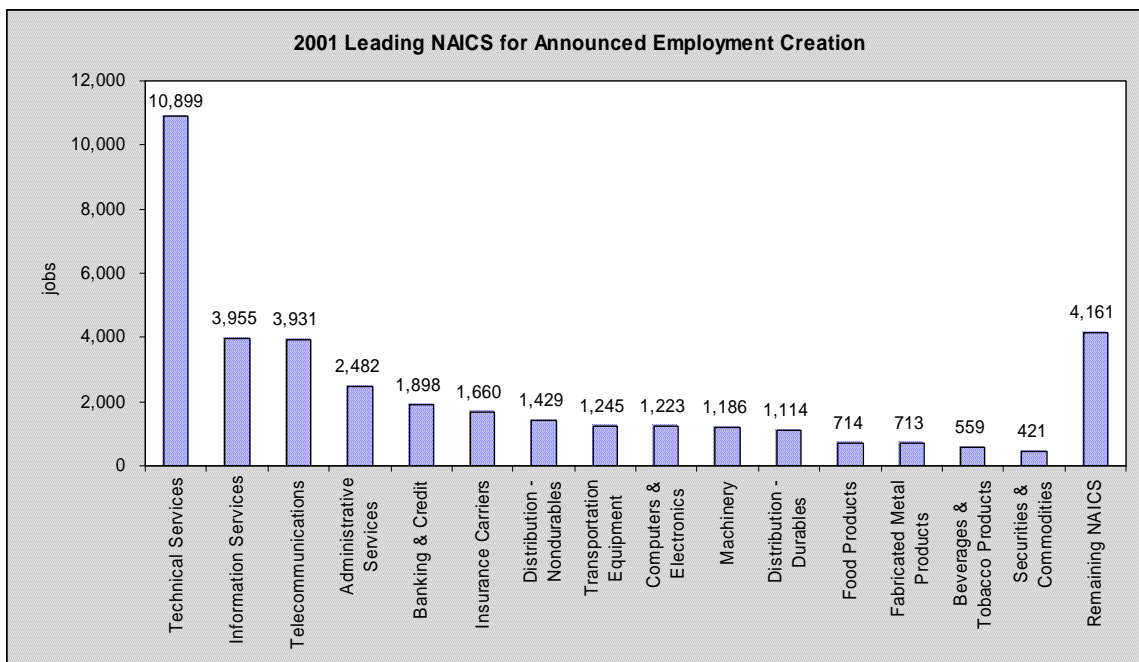
Norfolk. The media giant Gannett Co. invested \$300 million in its new headquarters campus in Fairfax County and was the second largest investment announcement. WorldCom's expansion that led employment announcements ranked third for planned investment at \$180 million.

NAICS SUMMARY

In 2001, Virginia recorded activity in 20 of the 21 manufacturing codes defined by the North American Industrial Classification System (NAICS) (Table 3). Virginia also registered announcements in 24 different nonmanufacturing NAICS (Table 4).

MANUFACTURING

The manufacturing sectors that attracted the most capital investment in 2001 were Transportation Equipment (\$458 million), Food Products (\$245 million), and Chemicals (\$209 million). These groups accounted for 59.1% of



manufacturing investments and 28.2% of all investments announced during the year.

Ranked by announced employment, the top manufacturing industries were Transportation Equipment (1,245 jobs), Computers and Electronics (1,223 jobs), and Machinery (1,186 jobs). For 2001, these sectors represented 45.2% of manufacturing employment and 9.7% of total employment announced.

NONMANUFACTURING

The 2001 investment leaders for nonmanufacturing were Technical Services (\$454 million), Publishing (\$354 million), and Information Services (\$231 million). The top three sectors represented 61.3% of nonmanufacturing investments and 32.1% of all investments announced in the year.

Ranked by employment announced, the leading industry groups were Technical Services (10,899 jobs), Information Services (3,955 jobs), and Telecommunications (3,931

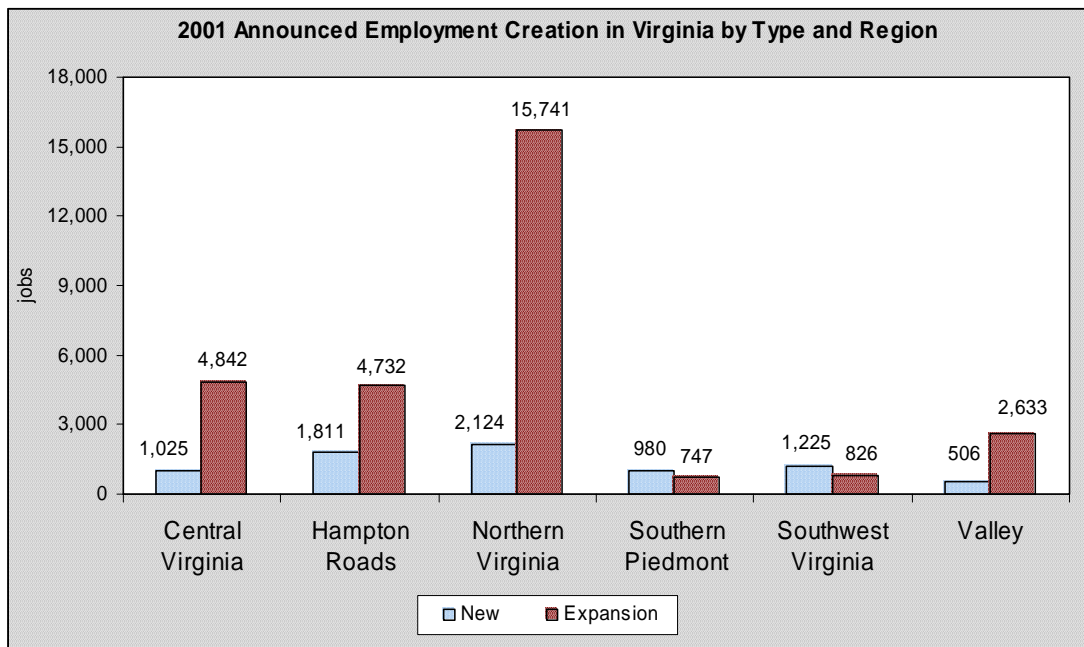
jobs). Those sectors accounted for 63.7% of all nonmanufacturing employment and 50.0% of all employment announced in 2001.

REGIONAL ECONOMIC DEVELOPMENTS

VEDP divides Virginia into six geographic regions for its analytical purposes (Table 5). In terms of announced investment, the leading regions were Northern Virginia (\$1.0 billion), Hampton Roads (\$858 million), and Central Virginia (\$606 million). The top three regions accounted for 76.3% of 2001's total investments. For planned employment, the big regions also were Northern Virginia (17,865 jobs), Hampton Roads (6,543 jobs), and Central Virginia (5,867 jobs). These leading regions registered 80.5% of all planned employment creation in 2001.

SOUTHWEST VIRGINIA

Virginia's Southwest region received 22 announcements in 2001, 10 of which were new



to the region. These announcements should lead to the creation of 2,051 jobs and investments of \$78.82 million. Announcements by firms establishing new facilities in the region accounted for 59.7% of Southwest Virginia's employment but only 25.1% of its investment during the year.

The largest employment announcement for the Southwest occurred in nonmanufacturing as Travelocity.com plans a new 500-job, \$2 million call center in Dickenson County. The largest investment announcement came from Bristol Compressors' \$45 million, 350-job expansion of its Washington County plant. Other significant announcements for the region included the new \$5 million, 300-employee TeleCorp PCS call center in Russell County; and the new 125-job, \$4 million Bristol Brass plant in Bristol.

SOUTHERN PIEDMONT

During 2001, the Southern Piedmont recorded plans to create 1,727 jobs and investment of \$211.31 million. Of the region's 34 announcements, 23 were for expanded facilities. Expansions accounted for 78.4% of the capital investment, but only 43.3% of the announced new jobs.

The top job creation announcement for the Southern Piedmont came from Atlanta Pulp and Paper's new \$5 million, 282-job paper recycling plant in Brunswick County. The region's leading investment announcement was Georgia-Pacific Corp.'s \$60 million expansion of its corrugated paperboard plant in

Bedford County. Leading announcements for the region also included Barr Laboratories Inc.'s \$20 million, 54-job expansion of its Bedford County pharmaceuticals plant; and K-B Toys' new \$10 million distribution center that will employ 150 people in Pittsylvania County.

VALLEY REGION

For 2001, this region's announcements totaled 3,139 jobs and \$420.16 million in investments. The Valley registered 44 announcements, 37 of which were expansions of existing facilities. Expansions accounted for 83.9% of the employment, and 98.1% of the investment in the region.

The Valley's largest employment announcement was for a call center, as EchoStar Communications plans to expand its Montgomery County operations with 600 new jobs. On the investment side, the big announcement was Merck & Co.'s \$89 million, 30-job expansion of its Rockingham County pharmaceuticals plant. Other notable projects included Des Champs Laboratories Inc.'s 250-job, \$3 million expansion of its industrial ventilation equipment factory in Buena Vista; and McKee Foods Corp.'s investment of \$45 million at its Augusta County snack cakes plant that will add 200 jobs.

NORTHERN VIRGINIA

In 2001, Northern Virginia recorded announcements of 17,865 jobs and capital investments of \$1.0 billion. Of the region's 158 announcements, 125 were for expansions. Existing firms in Northern Virginia accounted

for 88.1% of its announced jobs and 84.5% of its capital investments.

As mentioned earlier, Northern Virginia had leading announcements for the state with WorldCom, SRA International, and E*Trade Bank. Other noteworthy announcements in the region include the Howard Hughes Medical Institute's new \$54 million, 300-employee biotechnology research and development campus in Loudoun County; and the 700-job, \$8 million expansion in Fairfax County by telecommunications provider Nextel.

CENTRAL VIRGINIA

In 2001, Central Virginia attracted 5,867 jobs and \$605.98 million in investment. The region recorded 63 announcements for the year, 46 of which were expansions. Central Virginia's expansions accounted for 87.6% of its capital investment and 82.5% of its announced jobs.

Central Virginia's largest jobs announcement came from health insurance provider Trigon's 1,200-job, \$84 million expansion of its Henrico County operations. The top investment announcement for the region was ERNI Components Inc.'s \$98 million expansion of its electronic connectors plant in Chesterfield County. Other significant announcements include Wal-Mart's new 600-job, \$40 million distribution center in Louisa County; and Technicolor Packaged Media's \$60 million expansion of its Greene County CD and DVD replication facility that will add 189 jobs.

HAMPTON ROADS

For the year, Hampton Roads registered announcements for 6,543 jobs and investments of \$858.16 million. Expansions were responsible for 75 of the region's 98 announcements in 2001. The region's expansions accounted for 72.3% of its announced employment and 87.6% of its capital investment.

Hampton Roads' top employment announcement was West Corp.'s addition of 750 new jobs at its call center in Hampton. In terms of capital investment, the largest announcement came from Ford Motor Co.'s \$375 million, 200-job expansion of its Norfolk pick-up truck plant. Notable announcements also include the \$93 million, 100-job expansion of the Sara Lee Coffee & Tea facility in Suffolk for the production of liquid coffee concentrate; and systems integrator EDS Corp.'s expansion of its Norfolk operations with 600 additional jobs and a \$30 million investment.

LOCAL ECONOMIC DEVELOPMENTS

TOTAL ANNOUNCEMENTS

Eighty of Virginia's 134 counties and cities were represented in the 424 announcements for 2001 (Table 6). Fairfax County received the most announced employment with 10,319 jobs. Fairfax County benefited from having four of the top twenty employment announcements. Rounding out the top five employment announcements were Loudoun County (4,360 jobs), the City of Norfolk (1,848

jobs), Henrico County (1,735 jobs), and the City of Newport News (1,722 jobs).

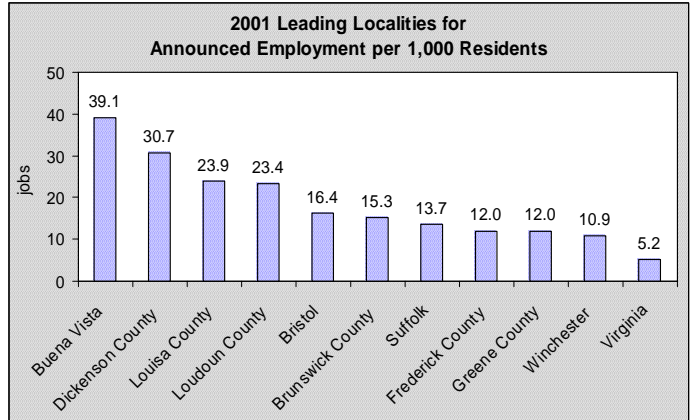
Fairfax County also led all localities in capital investments with \$568 million. The most populous locality in Virginia, Fairfax County recorded almost four times as many announcements as the next most active locality. The remaining top five localities for investments were the City of Norfolk (\$518 million), Loudoun County (\$310 million), Chesterfield County (\$292 million), and the City of Suffolk (\$118 million).

PER CAPITA ANNOUNCEMENTS

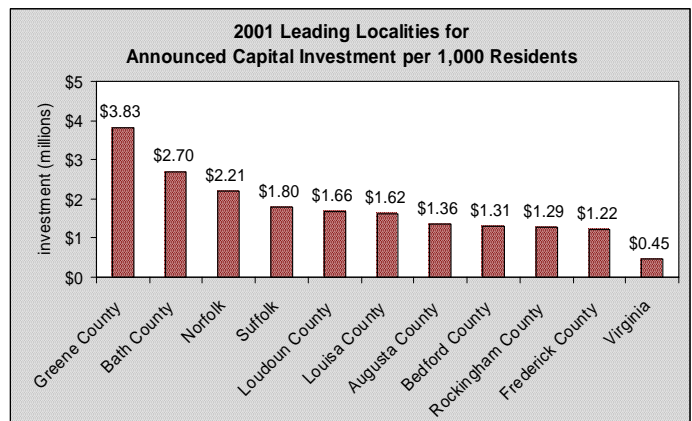
Analyzing economic development activity by locality on a per capita basis shows how the localities compare to each other on a relative basis by weighting the totals according to each locality's population. Using the population estimates from the U.S. Census Bureau and VEDP's economic development activity totals, Virginia as a whole in 2001 registered 5.2 jobs created and \$451,285 in capital investments per 1,000 residents (Table 7).

Of the 74 counties and cities that recorded employment creation announcements in 2001, 26 localities were at the Virginia average or higher and 48 localities were below the statewide average. The top five localities for announced employment creation per 1,000 residents were the City of Buena Vista, Dickenson County, Louisa County, Loudoun County, and the City of Bristol. The top five localities for total employment creation did not rank as well at the per capita level: Fairfax

County (eleventh), Loudoun County (fourth), Norfolk (sixteenth), Henrico County (twenty-second), and Newport News (thirteenth).



For the 77 localities with announced capital investments in 2001, 24 were above the Virginia per capita average and 53 were below it. The top five localities for capital investment announcements per 1,000 residents were Greene County, Bath County, the City of Norfolk, the City of Suffolk, and Loudoun County. Of the top five localities for total investments, the first four ranked lower on a per capita basis: Fairfax County (twenty-first), Norfolk (third), Loudoun County (fifth), and Chesterfield County (eleventh); Suffolk (fourth) improved its ranking by one position.



OTHER ECONOMIC DEVELOPMENTS

METROPOLITAN STATISTICAL AREAS

There are eight Metropolitan Statistical Areas (MSAs) completely or partially located in Virginia (Table 8). MSAs, which are defined by the U.S. Bureau of the Census, consist of urban areas and their surrounding counties. Virginia's MSAs accounted for 61.3% of new job creation and 75.0% of new capital investment announced in 2001. MSAs represented 89.6% of employment creation and 85.9% of capital investment from expansions for the year.

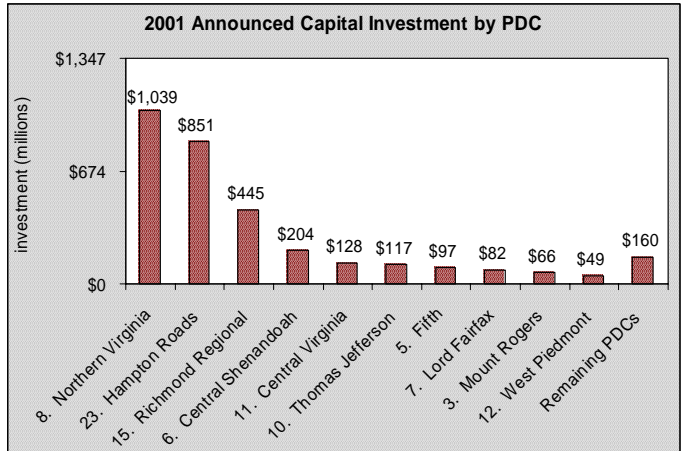
In terms of announced employment creation during 2001, the leading MSAs in the Commonwealth were the Virginia portion of the Washington D.C. MSA (17,681 jobs), the Virginia portion of the Norfolk-Newport News-Virginia Beach MSA (6,518 jobs), and the Richmond-Petersburg MSA (4,606 jobs). Including the non-MSA localities in the comparison, the rural areas ranked ahead of Richmond-Petersburg with 5,718 jobs announced.

For announcements of capital investment, the top MSAs were also Northern Virginia (\$1.0 billion), Hampton Roads (\$851 million), and Richmond-Petersburg (\$487 million). By investments, the announced total for the rural areas of \$446 million put them in fourth place.

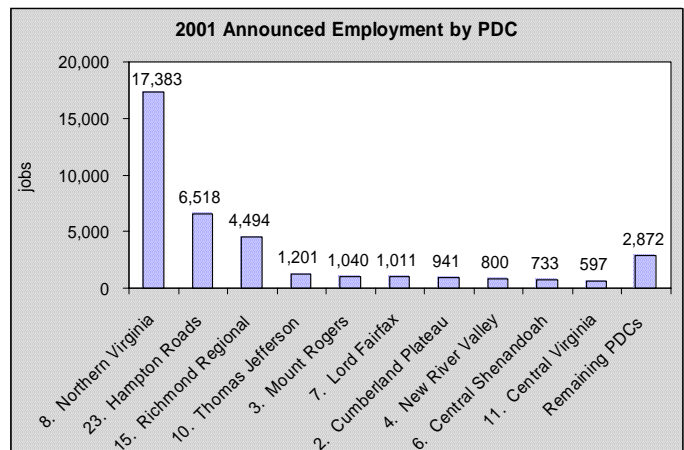
PLANNING DISTRICT COMMISSIONS

Virginia contains 21 Planning District Commissions (PDCs). These regional groups develop comprehensive plans for promoting economic and physical growth in their areas.

Of the 21 PDCs, 20 recorded announcements during the year (Table 9). Six PDCs saw total employment announcements of over 1,000 jobs, and six PDCs recorded combined capital investment plans of \$100 million or more.



For 2001, the Northern Virginia PDC ranked number one in terms of employment, 17,383 jobs, and investment, \$1.0 billion. The Hampton Roads PDC placed second in both categories with 6,518 jobs and investments of \$851 million. The Richmond Regional PDC registered third for the two categories with 4,494 jobs announced and planned investments of \$445 million.



FOREIGN INVESTMENT IN VIRGINIA

Investments made by foreign companies constitute an important part of Virginia's economic development activity. During 2001, 53 foreign affiliated announcements were made for the creation of 3,386 jobs and the investment of \$362.56 million (Table 10). Compared to announcements made by foreign affiliated firms in previous years, 2001 ranked sixth in terms of employment creation and seventh for capital investment.

Foreign announcements originated from 14 different countries (Table 11). Leading the way in foreign investment in the Commonwealth was Switzerland at \$98 million. Combined with Germany's \$87 million, the top two countries accounted for 51.1% of foreign investment for the year. Notable foreign affiliated investment announcements included the \$98 million expansion of the ERNI Components (Switzerland) electronic connectors factory in Chesterfield County; the \$60 million, 189-job expansion by Technicolor Packaged Media (France) in Greene County; and the new \$40 million, 15-job telecommunications switching center for VoiceStream Wireless Corp. (Germany) in Norfolk.

France was the top country for employment generated by foreign affiliated companies with 836 jobs announced. Including the 700 jobs from Swiss affiliated companies, the top two countries represented 45.4% of foreign affiliated employment generated in 2001. Significant foreign affiliated employment



announcements included the 362-job, \$13 million expansion by Technicolor Packaged Media (France) of its Albemarle County CD and DVD replication facility; the addition of 300 jobs in Fairfax County by telecommunications provider TeleGlobe Communications Corp. (Canada); and the new \$6 million U.S. headquarters of Zim-American Israeli Shipping Co. (Israel) in Norfolk that will employ 235.

Foreign investment occurred in 18 industrial groups as defined by the NAICS codes. Virginia industries receiving the most employment from foreign affiliated companies in 2001 were Computers and Electronics (1,160 jobs), Telecommunications (563 jobs), Technical Services (378 jobs), Machinery (370 jobs), and Water Transportation (260 jobs). For the year, leading sectors of foreign investment announcements were Computers and Electronics (\$175 million), Telecommunications (\$46 million), Food Products (\$42 million), Chemicals (\$35 million), and Distribution of Durable Goods (\$15 million).



EMPLOYMENT CREATION AND CAPITAL INVESTMENT IN VIRGINIA

2001 VIRGINIA ANNOUNCEMENTS

Company Name	Location	MFG	Type	Business	Employment	Investment (millions)
Technicolor Packaged Media Group *	Albemarle County	M	E	DVDs and CDs	362	\$13.00
	Albemarle County Totals			1 announcement	362	\$13.00
American Feed Trade Association	Alexandria	N	N	Trade association	20	\$0.00
American Society for Horticulture	Alexandria	N	E	Professional association	15	\$0.00
American Statistical Association	Alexandria	N	E	Professional association	42	\$0.00
Digital Paper	Alexandria	N	E	Software development, electronic publishing	100	\$0.00
Oblon, Spivak PC	Alexandria	N	E	Business law, intellectual property	50	\$0.00
Olympus Group Inc.	Alexandria	N	E	Software development	65	\$1.00
Streampipe.com	Alexandria	N	E	Software development, Internet broadcasting	60	\$0.00
	Alexandria Totals			7 announcements	352	\$1.00
Acadia Polymers Corp.	Alleghany County	M	E	Molded rubber products, automotive	33	\$1.65
	Alleghany County Totals			1 announcement	33	\$1.65
Buffalo Air Handling	Amherst County	M	E	HVAC systems	0	\$0.20
Hermle Black Forest Clocks *	Amherst County	M	E	Clock works	8	\$0.60
	Amherst County Totals			2 announcements	8	\$0.80
Precision Bed Rail Mfg. Co.	Appomattox County	M	E	Metal bed frames	50	\$0.00
	Appomattox County Totals			1 announcement	50	\$0.00
Access Worldwide	Arlington County	N	E	Marketing consulting, pharmaceuticals	50	\$1.00
E*Trade Bank	Arlington County	N	E	Internet financial services	1,314	\$0.00
	Arlington County Totals			2 announcements	1,364	\$1.00
Hershey Foods Corp.	Augusta County	M	E	Chocolate candy	100	\$45.00
McKee Foods Corp.	Augusta County	M	E	Snack cakes	200	\$45.38
	Augusta County Totals			2 announcements	300	\$90.38
ClubCorp Resorts	Bath County	N	E	Convention center	0	\$13.50
	Bath County Totals			1 announcement	0	\$13.50
Barr Laboratories Inc.	Bedford County	M	E	Pharmaceuticals	54	\$20.00
Georgia-Pacific Corp.	Bedford County	M	E	Corrugated paperboard	0	\$60.00
	Bedford County Totals			2 announcements	54	\$80.00
Boxley Concrete Products	Botetourt County	M	N	Ready-mix concrete	8	\$1.00
Lawrence Transportation Systems Inc.	Botetourt County	N	E	Moving and storage	100	\$2.00
Roanoke Cement Co. *	Botetourt County	M	E	Portland cement	0	\$4.50
	Botetourt County Totals			3 announcements	108	\$7.50
Bristol Brass	Bristol	M	N	Brass and copper decorative house wares	125	\$4.00
General Creations	Bristol	M	N	HQ, toys	60	\$0.00
Sprint PCS	Bristol	N	E	Call center, wireless service	100	\$0.00
	Bristol Totals			3 announcements	285	\$4.00
Atlanta Pulp & Paper	Brunswick County	M	N	Paper recycling	282	\$5.30
	Brunswick County Totals			1 announcement	282	\$5.30
Potomac Rowing & Sailing Inc.	Buchanan County	M	N	Custom sewing	100	\$0.50
West River Machinery Inc.	Buchanan County	M	E	Mining conveyor components	41	\$1.60
	Buchanan County Totals			2 announcements	141	\$2.10
Des Champs Laboratories Inc.	Buena Vista	M	E	Industrial HVAC equipment	250	\$3.50
	Buena Vista Totals			1 announcement	250	\$3.50
Brookneal Flooring	Campbell County	M	N	Hardwood flooring	100	\$3.50
Dan River Inc.	Campbell County	M	E	Textile products, home furnishings	85	\$2.00
ezTel	Campbell County	N	E	Bundled telecommunications services	150	\$0.77

EMPLOYMENT CREATION AND CAPITAL INVESTMENT IN VIRGINIA

Company Name	Location	MFG	Type	Business	Employment	Investment (millions)
Industrial Plating	Campbell County	M	E	Machine shop	15	\$0.35
Progress Printing Inc.	Campbell County	M	E	Offset & letterpress printing	0	\$8.50
Campbell County Totals				5 announcements	350	\$15.12
Keil-Patterson Group	Caroline County	N	N	Direct mailing	75	\$2.20
Williamsburg Millwork Corp.	Caroline County	M	E	Wood pallets	5	\$0.57
Caroline County Totals				2 announcements	80	\$2.77
Parkway Knitting Co.	Carroll County	M	E	Knit socks	30	\$0.00
Paxar Woven Label Corp.	Carroll County	M	E	Woven fabric labels	64	\$3.70
Carroll County Totals				2 announcements	94	\$3.70
Noesis Inc.	Charlottesville	M	N	Prototype electric motor brushes	20	\$1.00
Charlottesville Totals				1 announcement	20	\$1.00
Anteon Corp.	Chesapeake	N	E	Engineering consulting	71	\$0.00
Arc Electric Inc.	Chesapeake	N	E	Electrical contractor, industrial and commercial	40	\$0.00
Broadstreet Communications Inc.	Chesapeake	N	N	Telecommunications services	30	\$0.00
Canon ITS *	Chesapeake	N	E	Technical support center	50	\$0.50
DaiEi Papers USA Corp. *	Chesapeake	M	E	HQ and paper mill	0	\$2.10
Dave's Cabinets	Chesapeake	M	E	Cabinets and molding	0	\$0.40
Greenbrier Lighting	Chesapeake	N	E	Distribution center, lighting fixtures and supplies	2	\$0.80
Information Systems Support Inc.	Chesapeake	N	E	Integrated telecommunications systems	55	\$1.24
Lovato Electric *	Chesapeake	N	N	Distribution center, industrial electric parts	20	\$0.00
Mercer Group International	Chesapeake	N	N	Recycling of building materials	57	\$5.50
Oceaneering International	Chesapeake	M	E	Ship repair	50	\$0.00
Pioneer Photo Albums	Chesapeake	N	E	Distribution center, photo albums	50	\$0.13
SBC Communications	Chesapeake	N	N	Telecommunications services	50	\$10.00
Tidewater Fibre Corp.	Chesapeake	M	E	Paper recycling, waste management	25	\$3.00
Tidewater Wall & Ceiling	Chesapeake	N	N	Distribution center, building supplies	0	\$2.00
United Winner Metals Inc. *	Chesapeake	M	E	Scrap metal recycling	5	\$0.25
Virginia Air Distributors	Chesapeake	N	E	Distribution center, HVAC equipment & supplies	0	\$0.94
Chesapeake Totals				17 announcements	505	\$26.86
B&B Printing	Chesterfield County	M	E	Commercial printing	20	\$2.50
Citizens & Commerce Bank	Chesterfield County	N	E	Banking operations center	0	\$4.00
DuPont, Advanced Fibers Division	Chesterfield County	M	E	Synthetic fibers, Kevlar	30	\$40.00
DuPont, James River Logistical Center	Chesterfield County	N	E	Distribution center, synthetic materials	100	\$30.00
ERNI Components Inc. *	Chesterfield County	M	E	Electronic connectors	550	\$98.40
Eternal Technology Corp. *	Chesterfield County	M	E	Photo resist film	0	\$2.40
HCA	Chesterfield County	N	E	Medical billing services	265	\$37.00
Honeywell International Inc.	Chesterfield County	M	E	Synthetic fibers, Spectra	0	\$20.00
Kane 3PL	Chesterfield County	N	N	Distribution center	20	\$2.05
M&R Construction	Chesterfield County	N	E	Industrial contractor	5	\$0.60
Magnifoam Technology Inc.	Chesterfield County	M	N	Silicon foam	29	\$2.50
Maruchan Virginia Inc. *	Chesterfield County	M	E	Instant noodles and soups	130	\$31.00
Philip Morris USA	Chesterfield County	M	E	Manufacturing IT systems support	350	\$8.00
Supervalu Inc.	Chesterfield County	N	E	Distribution center, groceries	35	\$0.00
USF Logistics	Chesterfield County	N	N	Distribution center	25	\$3.50
Wako Chemicals USA Inc. *	Chesterfield County	M	E	Specialty chemicals	10	\$10.00
World Investor Link Inc. *	Chesterfield County	N	E	Telecommunications via Internet	40	\$0.00
Chesterfield County Totals				17 announcements	1,609	\$291.95
ADEC LLC	Colonial Heights	M	E	Contract plastic work	0	\$0.27
Colonial Heights Totals				1 announcement	0	\$0.27
Dan River Inc.	Danville	M	E	Textile products, home furnishings	50	\$4.00

EMPLOYMENT CREATION AND CAPITAL INVESTMENT IN VIRGINIA

Company Name	Location	MFG	Type	Business	Employment	Investment (millions)
Universal Leaf	Danville	M	E	Tobacco processing	0	\$30.00
	Danville Totals			2 announcements	50	\$34.00
Travelocity.com Inc.	Dickenson County	N	N	Call center, travel reservations	500	\$2.27
	Dickenson County Totals			1 announcement	500	\$2.27
Blueridge Films	Dinwiddie County	M	E	Plastic film	0	\$1.00
	Dinwiddie County Totals			1 announcement	0	\$1.00
H. Warshow & Sons Inc.	Essex County	M	E	Fabric mill	40	\$1.00
	Essex County Totals			1 announcement	40	\$1.00
Ableclick *	Fairfax County	N	E	Internet marketing software	15	\$0.00
Acumen Solutions Inc.	Fairfax County	N	E	Information technology consulting	80	\$0.00
ADCS	Fairfax County	N	N	Systems integration services	45	\$1.00
Advanced Switching Communications Inc.	Fairfax County	N	E	Telecommunications systems integration	50	\$0.00
Aether Systems Inc.	Fairfax County	N	E	Software design for wireless and mobile devices	50	\$0.50
Akin, Gump, Strauss	Fairfax County	N	E	Business law	50	\$1.00
American Management Systems	Fairfax County	N	E	Information technology consulting	425	\$0.00
Anteon Corp.	Fairfax County	N	E	Information technology consulting	50	\$0.00
AperServ Technologies Inc.	Fairfax County	N	N	Information technology consulting	228	\$20.00
Argon Engineering Associates	Fairfax County	N	E	Systems engineering	100	\$0.00
Argon Engineering Associates	Fairfax County	N	E	Systems engineering	80	\$0.00
Arthur Andersen LLP	Fairfax County	N	E	Consulting service	400	\$11.50
Biovail Technologies Inc. *	Fairfax County	N	E	Pharmaceuticals development	40	\$4.60
Blue Ridge Networks	Fairfax County	N	E	Computer systems, secure Internet communications	60	\$3.00
Blueprint Technologies Inc.	Fairfax County	N	E	Electronic commerce software	90	\$0.00
Burdette Smith Group PC	Fairfax County	N	N	Accounting services & management consulting	30	\$0.00
C2 Technologies	Fairfax County	N	E	Information technology consulting	15	\$0.00
Camber Corporation	Fairfax County	N	E	IT consultant services to federal government	44	\$0.00
Capital Lighting & Supply *	Fairfax County	N	E	Distribution center, electrical supplies	20	\$0.00
Centrivity	Fairfax County	N	N	Network integration	300	\$3.00
Charles E. Smith Commercial Realty	Fairfax County	N	N	Building management services	15	\$0.00
Computer & Hi-Tech Management	Fairfax County	N	E	Computer services	50	\$0.00
CoreExpress	Fairfax County	N	E	Internet business services	250	\$6.50
Cox Communications Inc.	Fairfax County	N	E	Cable television and Internet provider	500	\$0.00
Cramer Systems *	Fairfax County	N	N	Telecommunications network systems	45	\$0.00
Creative Technology Inc.	Fairfax County	N	E	Information technology consulting	108	\$1.00
Daston Corporation	Fairfax County	N	E	IT consulting for US Government	30	\$1.50
Datatel Inc.	Fairfax County	N	E	Information management consulting	183	\$2.49
Deltek	Fairfax County	N	E	Software design	57	\$3.50
Deutsche Bank Alex Brown *	Fairfax County	N	E	Investment banking	21	\$0.00
Digital Support Corp.	Fairfax County	N	E	Information technology support	40	\$0.00
DPR Construction Inc.	Fairfax County	N	E	Construction management and services	25	\$0.00
EDS Corp.	Fairfax County	N	E	Network data center and support	150	\$60.00
ENSCO Inc.	Fairfax County	N	E	Engineering services	30	\$0.00
Entigo Corp.	Fairfax County	N	N	Electronic commerce software	26	\$0.00
Envictus	Fairfax County	N	N	Information technology support for schools	113	\$6.00
Equant *	Fairfax County	N	E	Telecommunications services	125	\$0.00
Equant*	Fairfax County	N	E	Telecommunications services	75	\$0.00
eStara Inc.	Fairfax County	N	E	Internet voice communications software	45	\$1.50
Exact One Inc.	Fairfax County	N	E	Electronic commerce software	45	\$0.00
Exostar	Fairfax County	N	N	Systems integration	142	\$20.00

EMPLOYMENT CREATION AND CAPITAL INVESTMENT IN VIRGINIA

Company Name	Location	MFG	Type	Business	Employment	Investment (millions)
Gannett Co. Inc.	Fairfax County	N	E	HQ, news media	0	\$300.00
GURU Networks Inc.	Fairfax County	N	N	Information technology consultants	28	\$0.00
HandySoft Corp. *	Fairfax County	N	E	Software development	90	\$0.00
HireStrategy.com	Fairfax County	N	E	Executive placement agencies	26	\$0.00
Holland & Knight LLP	Fairfax County	N	E	Consulting services	50	\$0.00
Identix Public Sector	Fairfax County	N	N	Information technology security systems	90	\$0.00
INPUT	Fairfax County	N	E	Internet marketing software	37	\$0.00
Interstate Worldwide Relocation	Fairfax County	N	E	HQ, Employee relocation services	30	\$1.20
Invertix Inc.	Fairfax County	N	E	Telecommunications software	60	\$0.00
Invicta Networks Inc.	Fairfax County	N	E	Network security software	100	\$3.00
Juniper Networks Inc.	Fairfax County	N	E	Internet infrastructure consultants	60	\$0.00
Kelley Drye	Fairfax County	N	N	Business law	28	\$0.00
KSJ & Associates	Fairfax County	N	E	Information technology consulting	25	\$0.00
Leica Microsystems *	Fairfax County	N	N	HQ, semiconductor division	25	\$1.50
Lucidom	Fairfax County	M	N	Digital imaging	30	\$0.00
Mantas Inc.	Fairfax County	N	E	Software development	26	\$3.00
Millimetric *	Fairfax County	N	N	Software development	20	\$0.00
mPortal Inc.	Fairfax County	N	E	Mobile applications platform design	50	\$0.00
Neokinetic Systems Inc.	Fairfax County	N	E	Internet applications	42	\$0.00
NetDecide	Fairfax County	N	E	Internet-based software	50	\$0.00
Nextel Communications	Fairfax County	N	E	Telecommunications services	700	\$7.90
Ocular Networks Inc.	Fairfax County	N	E	Optical network services	235	\$0.00
OmniNet America Inc. *	Fairfax County	N	N	Fax communications services	15	\$0.00
Opnet Telecom *	Fairfax County	N	N	U.S. HQ, telecommunications software	100	\$0.00
Orion Services LLC	Fairfax County	N	E	Information technology services	40	\$0.00
Pelican Security Inc.	Fairfax County	N	E	Internet security software	25	\$0.00
Pillsbury Winthrop	Fairfax County	N	E	Business law	190	\$0.00
PingTone Communications	Fairfax County	N	N	Telecommunications services	62	\$0.00
Piper Marbury Rudnick & Wolfe	Fairfax County	N	E	Business law	61	\$0.00
QED Solutions	Fairfax County	N	E	IT consulting	20	\$0.00
Rational Software Corp.	Fairfax County	N	E	Systems integration	25	\$0.00
Reliable Integration Services	Fairfax County	N	E	Network integration	40	\$0.00
RS Information Services Inc.	Fairfax County	N	E	Information technology consulting	100	\$0.00
RSIS	Fairfax County	N	E	Information systems	100	\$12.00
ScoreBoard	Fairfax County	N	E	Wireless communications software	90	\$6.00
SevenSpace	Fairfax County	N	E	Software support services	170	\$1.80
SevenSpace	Fairfax County	N	E	Software support services	210	\$0.00
Sideware Corp. *	Fairfax County	N	E	Internet communications software	24	\$1.00
Soza & Company Ltd.	Fairfax County	N	E	Business consulting	135	\$0.00
Sprint PCS	Fairfax County	N	E	Wireless telecommunications services	75	\$0.50
Squire, Sanders & Dempsey LLP	Fairfax County	N	N	Business law	31	\$0.00
SRA International Inc.	Fairfax County	N	E	Information technology consulting	299	\$0.00
SRA International Inc.	Fairfax County	N	E	Information technology consulting	168	\$0.00
SRA International Inc.	Fairfax County	N	E	Information technology consulting	1,386	\$17.00
Teleglobe Communications Corp. *	Fairfax County	N	E	Telecommunications services	300	\$0.00
Warsun International Communications Corp.	Fairfax County	N	E	Telecommunications services	100	\$0.00
Williams Communications	Fairfax County	N	N	Internet data center	30	\$44.00
Williams, Mullen, Clark & Dobbins	Fairfax County	N	E	Business law	30	\$0.00
Wilmer Cutler & Pickering	Fairfax County	N	E	Business law	40	\$0.00
Wilmer Cutler & Pickering	Fairfax County	N	E	Business law	24	\$0.00
XO Communications	Fairfax County	N	E	Telecommunications services	300	\$21.00
XtremeSpectrum Inc.	Fairfax County	N	N	Wireless networks	80	\$1.20
	Fairfax County Totals			93 announcements	10,319	\$568.19
Hollingsworth & Vose Co.	Floyd County	M	E	Industrial non-woven fabrics	5	\$4.80

EMPLOYMENT CREATION AND CAPITAL INVESTMENT IN VIRGINIA

Company Name	Location	MFG	Type	Business	Employment	Investment (millions)
New River Concrete Supply	Floyd County	M	E	Hydraulic cement	12	\$0.67
	Floyd County Totals			2 announcements	17	\$5.47
Blue Ridge Mountain Cabinets	Franklin County	M	E	Wood cabinets	25	\$0.00
Group Insurance Concepts Inc.	Franklin County	N	E	Insurance marketing services	50	\$0.00
Homestead Creamery	Franklin County	M	N	Natural dairy products	8	\$1.00
Mod-U-Kraf Homes	Franklin County	M	E	Modular housing	0	\$1.20
	Franklin County Totals			4 announcements	83	\$2.20
AB&C Group	Frederick County	N	E	Distribution center, direct mail	71	\$1.00
BB&T Corp.	Frederick County	N	E	Banking transaction processing	200	\$25.00
Coral Graphics of Virginia	Frederick County	M	E	Book covers and jackets	0	\$0.73
H.P. Hood Inc.	Frederick County	M	E	Dairy products	16	\$11.25
Kohl's Corp.	Frederick County	N	E	Distribution center, consumer goods	230	\$0.45
Kraft Foods	Frederick County	M	E	Fruit drinks	75	\$29.00
MIC Industries Inc.	Frederick County	M	N	Assembly equipment for prefab structures	100	\$2.50
Quebecor World	Frederick County	M	E	Commercial printing	44	\$2.30
Winchester Equipment Co.	Frederick County	N	E	Heavy equipment services	0	\$2.50
	Frederick County Totals			9 announcements	736	\$74.73
Newtown Business Forms	Fredericksburg	M	E	Commercial printing	1	\$0.20
	Fredericksburg Totals			1 announcement	1	\$0.20
Performance Food Group Inc.	Goochland County	N	E	HQ, food service distribution	40	\$0.00
	Goochland County Totals			1 announcement	40	\$0.00
Technicolor Packaged Media Group*	Greene County	M	E	CDs and digital audio tapes	189	\$60.50
	Greene County Totals			1 announcement	189	\$60.50
Eastern Aluminum	Hampton	N	E	Wholesale; roofing, siding, & insulation	0	\$0.70
NDS	Hampton	N	E	Information technology consulting	0	\$1.07
Raytheon Technical Services Co.	Hampton	N	E	Information technology development	200	\$2.60
Vac Met of Virginia	Hampton	N	N	Metals service center	8	\$1.10
West Corp.	Hampton	N	E	Call center, in-bound sales	750	\$0.00
	Hampton Totals			5 announcements	958	\$5.47
Advanced Environmental Recycling Corp.	Hanover County	N	N	Recycling of electronic materials	6	\$0.34
Atley Pharmaceuticals Inc.	Hanover County	N	E	Pharmaceuticals wholesaler	15	\$1.50
Fine Metals Corp.	Hanover County	M	E	Nonferrous metal working	5	\$1.20
HCI Craftsmen	Hanover County	N	N	Distribution center, doors and door equipment	5	\$0.50
Instant File Systems	Hanover County	N	N	Records management	15	\$0.13
Lytropic Therapeutics Inc.	Hanover County	M	E	Pharmaceuticals	10	\$10.00
Outsourcing Solutions Inc.	Hanover County	N	E	Call center, collections	140	\$3.00
Owens & Minor	Hanover County	N	E	Distribution center, medical supplies	0	\$3.28
PNC Industries	Hanover County	M	E	Aluminum windows and doors	55	\$1.80
Rex Lumber Co.	Hanover County	N	E	Distribution center, lumber	10	\$2.00
Tire Center LLC *	Hanover County	N	N	Distribution center, tires	50	\$3.00
VIMCO Inc.	Hanover County	M	E	Automated window shading systems	105	\$6.14
	Hanover County Totals			12 announcements	416	\$32.89
CCL Container *	Harrisonburg	M	E	Metal and plastic tubes	48	\$5.50
SEI Technology Inc.	Harrisonburg	N	E	Government contractor, records management	50	\$0.00
Walker Manufacturing	Harrisonburg	M	E	Automotive exhaust systems	55	\$2.00
	Harrisonburg Totals			3 announcements	153	\$7.50
Alfa Laval Thermal Inc. *	Henrico County	M	E	Industrial valves and pumps	100	\$10.00
Dominion Telecom	Henrico County	N	E	Fiber optic telecommunications	170	\$10.00
FoodNet Inc.	Henrico County	N	E	Distribution center, food products	10	\$1.00
Graybar Electric	Henrico County	N	E	Distribution center, electronic equipment	50	\$8.00

EMPLOYMENT CREATION AND CAPITAL INVESTMENT IN VIRGINIA

Company Name	Location	MFG	Type	Business	Employment	Investment (millions)
Open Plan Systems	Henrico County	M	E	Recondition office furniture	40	\$0.00
Philips Semiconductor Design Center *	Henrico County	N	N	Design & test integrated circuits	18	\$0.47
RELERA	Henrico County	N	N	Internet data center	35	\$0.00
Trigon Healthcare Inc.	Henrico County	N	E	Health insurance	1,200	\$84.00
Verizon Communications	Henrico County	N	E	Billing center, telecommunications	62	\$0.00
Wella Manufacturing of Virginia *	Henrico County	M	E	Hair care products	50	\$0.00
Worth Higgins & Associates	Henrico County	M	E	Commercial printing	0	\$3.50
Henrico County Totals				11 announcements	1,735	\$116.97
A.C. Furniture	Henry County	M	N	Institutional furniture	50	\$0.50
Zenith Logistics	Henry County	N	E	Distribution center, furniture	40	\$1.20
Henry County Totals				2 announcements	90	\$1.70
International Paper, Fine Paper Division	Isle of Wight County	M	E	Paper mill	0	\$18.00
Isle of Wight County Totals				1 announcement	0	\$18.00
Hallmark Enterprises	James City County	N	E	Distribution center, auto parts	0	\$2.80
INCOGEN	James City County	N	N	Genetic and biological research	20	\$2.40
Wal-Mart Inc.	James City County	N	E	Distribution center, consumer goods	150	\$38.00
James City County Totals				3 announcements	170	\$43.20
Envisioneering Inc.	King George County	N	E	Electrical engineering services	10	\$0.25
Rowe Concrete LLC	King George County	M	E	Ready mixed concrete	0	\$0.44
King George County Totals				2 announcements	10	\$0.69
AT&T	Loudoun County	N	N	Telecommunications data center	24	\$0.00
Care of Trees	Loudoun County	N	N	Landscape architecture	35	\$0.00
Eagle Global Logistics Inc.	Loudoun County	N	N	Transportation services	20	\$0.00
FastComm Communications Corp.	Loudoun County	M	E	Telecommunications equipment	30	\$1.00
HCI Technologies Inc.	Loudoun County	N	E	Telecommunications systems integration	35	\$0.00
Howard Hughes Medical Institute	Loudoun County	N	N	Biomedical research	300	\$53.70
Hyperchip Inc. *	Loudoun County	N	N	Sales and support, Internet switches and routers	26	\$0.00
JK Moving & Storage	Loudoun County	N	E	Moving & storage, employee training	125	\$5.70
New England Retail Express	Loudoun County	N	E	Trucking services	0	\$1.50
Pan Am International Flight Academy	Loudoun County	N	E	Flight training center	80	\$40.00
Qwest Communications International Inc.	Loudoun County	N	E	Telecommunications services	0	\$25.00
ServerVault Inc.	Loudoun County	N	N	Internet data center	40	\$0.00
Servus Financial Corp.	Loudoun County	N	E	Student loans	20	\$0.00
TMI USA *	Loudoun County	M	E	Electronic measuring devices	15	\$1.00
WorldCom Inc	Loudoun County	N	E	Internet access and services	3,600	\$180.00
Zestron Corp. *	Loudoun County	N	E	Semiconductor equipment services	10	\$2.00
Loudoun County Totals				16 announcements	4,360	\$309.90
Jefferson Supply Co.	Louisa County	N	E	Distribution center, cleaning products	30	\$2.80
Wal-Mart Inc.	Louisa County	N	N	Distribution center, consumer goods	600	\$40.00
Louisa County Totals				2 announcements	630	\$42.80
Pennington Seed Inc.	Lunenburg County	N	N	Distribution center, seeds and fertilizers	100	\$4.00
Lunenburg County Totals				1 announcement	100	\$4.00
AMBEC	Lynchburg	M	E	Conveyor systems	0	\$0.29
AMG Plastics & Machining Inc.	Lynchburg	M	E	Precision machining, plastics and metals	10	\$0.80
AZDEL Inc.	Lynchburg	M	E	Thermoplastic materials	15	\$8.50
M/A COM	Lynchburg	N	E	R&D, telecommunications systems	0	\$17.00
Nationwide Insurance	Lynchburg	N	E	Insurance claims center	100	\$1.80
Piedmont Fleet Services	Lynchburg	N	N	Fleet maintenance services	10	\$1.40

EMPLOYMENT CREATION AND CAPITAL INVESTMENT IN VIRGINIA

Company Name	Location	MFG	Type	Business	Employment	Investment (millions)
Waytec Electronics Corp.	Lynchburg	M	E	Printed circuit boards	0	\$2.00
	Lynchburg Totals			7 announcements	135	\$31.79
Independent Telephone Services Inc.	Manassas	N	E	Communications systems installation	0	\$1.26
	Manassas Totals			1 announcement	0	\$1.26
Gregory Wood Products	Martinsville	M	N	Wood shelving	30	\$1.00
	Martinsville Totals			1 announcement	30	\$1.00
Motion Control Industries Inc.	Mecklenburg County	M	N	Heavy truck brake linings	110	\$15.00
Sherwood Foods Inc.	Mecklenburg County	M	E	Confectionary products	65	\$3.30
Star Scientific Inc.	Mecklenburg County	M	E	Tobacco processing	30	\$3.10
	Mecklenburg County Totals			3 announcements	205	\$21.40
Catman	Middlesex County	M	E	Yacht design & construction	20	\$1.00
	Middlesex County Totals			1 announcement	20	\$1.00
Corning Inc.	Montgomery County	M	E	Ceramic substrates for catalytic converters	0	\$20.00
Eagle-Picher Automotive Group	Montgomery County	M	E	Automotive gaskets	0	\$12.00
EchoStar Communications Corp.	Montgomery County	N	E	Call center, direct satellite television	600	\$0.00
Lenzkes Clamping Tools Inc. *	Montgomery County	M	N	Industrial clamping tools	100	\$0.00
	Montgomery County Totals			4 announcements	700	\$32.00
AH Environmental	Newport News	N	E	Environmental consulting	30	\$1.70
Applied Electronics	Newport News	M	E	Electric switches & switchboards	0	\$1.40
Bay Electric Company	Newport News	N	E	Commercial electric contractor	15	\$0.15
Coresix Precision Glass Inc.	Newport News	M	N	Precision glass components for copiers	10	\$0.35
Craft Bearing Co.	Newport News	M	E	Machine shop	60	\$1.20
Custom Vinyl Products	Newport News	M	E	Vinyl windows	17	\$0.10
Ferguson Enterprises Inc. *	Newport News	N	E	Distribution center, bathroom fixtures	400	\$20.50
G-U Hardware *	Newport News	N	E	Distribution center, specialty hardware	15	\$1.70
Innovated Machine	Newport News	M	E	Precision metal work	55	\$0.25
Liebherr Mining Co. *	Newport News	M	E	Mining equipment	150	\$0.00
McCord Consumer Direct	Newport News	N	E	Call center, travel services	15	\$0.00
Northrop Grumman Newport News	Newport News	M	E	Shipbuilding and repair	610	\$0.00
PBM Plastics	Newport News	M	E	Plastics film products	10	\$3.00
Superior Packaging Corp.	Newport News	M	N	Industrial bags & packaging	35	\$0.75
Symantec	Newport News	N	N	Software development	300	\$22.00
	Newport News Totals			15 announcements	1,722	\$53.10
Cedarquist, Rodriguez, Ripley, Maddux	Norfolk	N	E	Architectural services, interior design	15	\$0.00
EDS Corp.	Norfolk	N	E	Network data center and support	600	\$30.00
Ford Motor Co.	Norfolk	M	E	Pickup trucks	200	\$375.00
Hapag-Lloyd	Norfolk	N	E	Containerized shipping	20	\$0.00
Portfolio Recovery Associates	Norfolk	N	N	Call center, consumer debt refinancing	130	\$0.00
Sorrentino and Mariani	Norfolk	M	E	Furniture	33	\$1.88
Southern Trust Mortgage	Norfolk	N	N	Mortgage services	45	\$0.00
SPEEDE Shipyard LLC	Norfolk	M	E	Ship repair	0	\$60.90
Techon	Norfolk	N	E	Warehouse, general contractor	0	\$4.00
USAA Property & Casualty Insurance Group	Norfolk	N	E	Car and homeowners' insurance	360	\$0.00
VoiceStream Wireless Corp.*	Norfolk	N	N	Wireless communications switching station	15	\$40.00
WR Systems	Norfolk	N	E	Defense contractor, information technology	170	\$0.00
Xperts Inc.	Norfolk	N	N	Internet programming services	25	\$0.00
Zim-American Israeli Shipping Co. *	Norfolk	N	N	HQ, shipping line	235	\$6.20
	Norfolk Totals			14 announcements	1,848	\$517.98

EMPLOYMENT CREATION AND CAPITAL INVESTMENT IN VIRGINIA

Company Name	Location	MFG	Type	Business	Employment	Investment (millions)
proVENTO America Inc. *	Northampton County	N	N	HQ, wind power generation	25	\$7.50
	Northampton County Totals			1 announcement	25	\$7.50
LogistiCare Inc.	Norton	N	N	Call center, medical transportation	20	\$2.20
	Norton Totals			1 announcement	20	\$2.20
LaJobi Industries Inc.	Nottoway County	M	N	Baby and children's furniture	110	\$4.00
	Nottoway County Totals			1 announcement	110	\$4.00
AB&C Group	Orange County	N	E	Call center	99	\$1.00
St. Gabriel Laboratories	Orange County	M	N	Natural pesticides and herbicides	20	\$1.00
	Orange County Totals			2 announcements	119	\$2.00
Boehringer Ingelheim Chemicals Inc. *	Petersburg	M	E	Pharmaceuticals	0	\$20.00
Infra-Metals Inc. *	Petersburg	N	N	Steel service center	50	\$7.40
	Petersburg Totals			2 announcements	50	\$27.40
K-B Toys	Pittsylvania County	N	N	Distribution center, toys	150	\$10.00
Linen Images Inc.	Pittsylvania County	M	N	Contract sewing	30	\$0.00
	Pittsylvania County Totals			2 announcements	180	\$10.00
Hoggard/Eure Associates	Portsmouth	N	E	Engineering consultant	35	\$0.16
P&O Nedlloyd *	Portsmouth	N	E	Shipping line	25	\$0.20
	Portsmouth Totals			2 announcements	60	\$0.36
Cogentrix	Prince George County	N	N	Warehouse, utility plant	5	\$3.00
Leroy Holding Co.	Prince George County	N	N	Trucking fleet maintenance	12	\$1.00
LESCO	Prince George County	M	E	Fertilizer	20	\$2.00
LMR Inc.	Prince George County	N	E	Logistics management	0	\$0.20
U.S. Merchants	Prince George County	M	N	Plastics packaging	25	\$7.00
	Prince George County Totals			5 announcements	62	\$13.20
Acucal Inc.	Prince William County	N	E	Precision calibration services	2	\$1.00
AGC Engineering	Prince William County	N	E	Engineering services	35	\$8.00
American Type Culture Collection	Prince William County	N	E	Biotechnology research	40	\$3.00
Atlantic and Pacific Telecom Inc.	Prince William County	N	E	Telecommunications systems design	5	\$0.75
CC&N Group	Prince William County	N	N	Telecommunications networking services	15	\$0.50
Cedar Mountain Stone	Prince William County	M	E	Asphalt	20	\$5.76
dB Dynamics	Prince William County	N	E	Systems integration	3	\$0.50
Digital Access Corp.	Prince William County	N	E	Networking services	90	\$4.70
Dominion Telecom	Prince William County	N	E	Telecommunications services	0	\$1.20
Dyad Sodality Inc.	Prince William County	N	E	Systems integration	23	\$1.20
EDS Corp.	Prince William County	N	E	Network data center and support	150	\$60.00
EG&G Inc.	Prince William County	N	E	Engineering services, defense contractor	55	\$0.50
Ichiban Inc.	Prince William County	N	E	HQ, computer support services	40	\$6.50
IDI Multimedia Inc.	Prince William County	N	E	Multimedia development	15	\$0.40
Information Management Corp.	Prince William County	N	E	Systems integration services	25	\$3.00
MetroOne	Prince William County	N	E	Call center, enhanced directory assistance	300	\$1.50
New Skies Satellites *	Prince William County	N	E	Data center, satellite communications	3	\$6.00
Newington Concrete	Prince William County	M	E	Concrete	20	\$2.20
NHC Communications *	Prince William County	M	N	Electronic switches	36	\$1.20
Research Analysis & Maintenance	Prince William County	N	E	Defense contractor, systems integration	15	\$1.50
Tosoh Quartz Group *	Prince William County	M	E	Quartz for semiconductors	1	\$0.14
Ultra Technologies	Prince William County	N	N	Computer programming services	30	\$1.00
Vertical Marketing Inc.	Prince William County	N	E	Network data center and support	40	\$0.20
Yoder Steel	Prince William County	N	E	Steel service center	25	\$2.50
	Prince William County Totals			24 announcements	988	\$113.25

EMPLOYMENT CREATION AND CAPITAL INVESTMENT IN VIRGINIA

Company Name	Location	MFG	Type	Business	Employment	Investment (millions)
American Machine Services	Pulaski County	M	N	Machine shop	10	\$0.13
DynCorp Management Resources Inc.	Pulaski County	N	N	Call center, transportation assistance	73	\$0.00
Pulaski County Totals				2 announcements	83	\$0.13
Boehringer Ingelheim Chemicals Inc. *	Richmond	M	N	Pharmaceuticals	50	\$2.50
Cavalier Telephone Co.	Richmond	N	E	Telecommunications services	65	\$0.00
Custom Pak Inc.	Richmond	N	N	Produce packaging	60	\$0.50
Philip Morris USA	Richmond	M	E	Cigarettes	104	\$0.00
Sabot Publishing Inc.	Richmond	N	E	Magazine publishing	15	\$0.00
Wachovia	Richmond	N	E	Stock brokerage	400	\$0.00
Richmond Totals				6 announcements	694	\$3.00
Advance Auto Parts	Roanoke City	N	E	HQ, auto parts retailing	234	\$14.00
Kayser Ventures Ltd.	Roanoke City	N	E	Information technology consulting	7	\$1.00
Maple Leaf Bakery USA *	Roanoke City	M	E	Commercial bakery	45	\$11.00
Roanoke Times	Roanoke City	N	E	Newspaper publishing	0	\$31.60
Roanoke City Totals				4 announcements	286	\$57.60
KelTech Inc.	Roanoke County	M	E	Electronic components	28	\$0.00
Novozymes Biologicals Inc. *	Roanoke County	M	E	Biochemicals	25	\$12.00
Optical Cable Corp.	Roanoke County	M	E	Fiber optic cable	90	\$0.00
Roanoke County Totals				3 announcements	143	\$12.00
Merck & Co. Inc.	Rockingham County	M	E	Pharmaceuticals	30	\$88.70
Rockingham County Totals				1 announcement	30	\$88.70
TeleCorp PCS Inc.	Russell County	N	N	Call center, telecommunications services	300	\$4.60
Russell County Totals				1 announcement	300	\$4.60
GE Industrial Control Systems	Salem	M	E	Industrial controls	0	\$10.00
U.S. Food Service	Salem	N	E	Distribution center, food service	0	\$4.10
U.S. Food Service	Salem	N	E	Distribution center, food service	25	\$3.85
Salem Totals				3 announcements	25	\$17.95
VFP Inc.	Scott County	M	E	Prefabricated concrete buildings	25	\$0.00
Scott County Totals				1 announcement	25	\$0.00
Silver Tree Ltd.	Smyth County	M	E	Wood furniture	7	\$0.10
Smyth County Totals				1 announcement	7	\$0.10
General Products Co.	Spotsylvania County	M	E	Metal doors and windows	118	\$1.00
HammerStone	Spotsylvania County	M	E	Artificial stone, slate, & brick veneer	0	\$0.10
Shockey Precast Group	Spotsylvania County	M	E	Precast concrete forms	0	\$0.75
Spotsylvania County Totals				3 announcements	118	\$1.85
Accent Millwork & Supply Co.	Stafford County	M	E	Custom millwork	4	\$0.10
Collegiate Funding Services	Stafford County	N	E	Student loan consolidation	140	\$0.00
Colonial Circuits Inc.	Stafford County	M	E	Printed circuit boards	5	\$0.83
Colonial Concrete Co.	Stafford County	M	E	Ready-mixed concrete	5	\$3.50
P.C. Goodlee & Son Inc.	Stafford County	M	E	Asphalt	0	\$1.02
Stafford County Totals				5 announcements	154	\$5.45
AFFINA Corp.	Suffolk	N	N	Call center, Medicare information	450	\$5.00
AMADAS Industries Inc.	Suffolk	M	E	Agricultural equipment	0	\$1.50
AMARK Corp.	Suffolk	N	E	Industrial contractor	0	\$0.50
AMSEC LLC	Suffolk	N	E	Warehouse, defense subcontractor	0	\$1.30
C.W. Brinkley Inc.	Suffolk	N	E	Commercial contractor	10	\$1.70
General Dynamics Electronics Systems	Suffolk	N	N	Integrated computer systems	30	\$0.65
International Paper	Suffolk	M	E	Paper	0	\$1.60
Landmark Design Group	Suffolk	N	N	Civil engineering design	18	\$0.33
Nansemond Cold Storage	Suffolk	N	E	Cold storage facility	0	\$1.80
Pak-AI of Virginia Inc.	Suffolk	N	E	Packaging services	40	\$1.80
Petals Inc.	Suffolk	M	N	Artificial flowers	250	\$2.10

EMPLOYMENT CREATION AND CAPITAL INVESTMENT IN VIRGINIA

Company Name	Location	MFG	Type	Business	Employment	Investment (millions)
Sara Lee Coffee & Tea	Suffolk	M	E	Liquid coffee concentrate	100	\$93.00
Supreme Foods Inc.	Suffolk	N	E	Distribution center, food products	0	\$1.20
Vitex Packaging Inc.	Suffolk	M	E	Specialty packaging	0	\$0.32
WAVY-DT	Suffolk	N	E	Digital television transmission	0	\$5.00
	Suffolk Totals			15 announcements	898	\$117.80
Jennmar Corp.	Tazewell County	M	E	Mine roof support systems	0	\$1.00
	Tazewell County Totals			1 announcement	0	\$1.00
Allstate Insurance Co. Inc.	Virginia Beach	N	E	Insurance carrier	0	\$1.00
ALLTEL Communications	Virginia Beach	N	E	Telecommunications services	40	\$0.50
Armada Hoffler Holding Company	Virginia Beach	N	E	HQ, real estate development	0	\$0.50
Card Services International	Virginia Beach	N	E	Business credit card services	49	\$2.30
Cox Kliewer & Co.	Virginia Beach	N	E	Architectural services	30	\$3.30
FedEx Corp.	Virginia Beach	N	E	Distribution center, parcel shipping	0	\$0.50
Forbes Candies	Virginia Beach	M	E	Candy	0	\$1.00
GEICO Corp.	Virginia Beach	N	E	Call center, insurance	0	\$2.16
Global Technical Systems	Virginia Beach	N	E	Engineering services, electronics systems	0	\$3.80
ITW Southland	Virginia Beach	M	E	Gaskets, automotive & industrial	0	\$0.10
LifeNet	Virginia Beach	N	E	Tissue graft research	25	\$13.50
Mohawk Marketing Corp. *	Virginia Beach	N	E	Distribution center, consumer electronics	5	\$2.80
National Leisure Group	Virginia Beach	N	E	Call center, travel services	55	\$7.00
National Leisure Group	Virginia Beach	N	E	Call center, travel services	0	\$1.50
NGK Locke Inc. *	Virginia Beach	M	E	Polymer insulators	0	\$0.10
Original Mattress Factory	Virginia Beach	M	N	Mattresses	12	\$0.25
Stihl Inc. *	Virginia Beach	M	E	Hand held power tools	20	\$0.75
Troutman, Sanders, Mays & Valentine	Virginia Beach	N	E	Business law	50	\$0.50
Visionary Integration Professionals	Virginia Beach	N	N	Systems integration	16	\$0.10
VoiceStream Wireless Corp.*	Virginia Beach	N	N	Wireless communication services	30	\$0.25
Williams, Mullen, Clark & Dobbins	Virginia Beach	N	E	Business law	0	\$0.50
WR Systems	Virginia Beach	N	E	Systems engineering	25	\$0.25
Zap Inc.	Virginia Beach	N	E	HQ, telephone & electronics retailer	0	\$1.05
	Virginia Beach Totals			23 announcements	357	\$43.71
Connectors Unlimited Inc.	Warren County	M	N	Cable harnesses	15	\$0.10
	Warren County Totals			1 announcement	15	\$0.10
Bristol Compressors Inc.	Washington County	M	E	Compressors; air-conditioning, heating	350	\$45.00
Universal Companies Inc.	Washington County	N	E	Distribution center, health care products	74	\$3.00
V&S Bristol Galvanizing LLC *	Washington County	M	N	Hot dip galvanizing	25	\$2.50
	Washington County Totals			3 announcements	449	\$50.50
Northwood Manufacturing Inc.	Winchester	M	N	Travel trailers	200	\$4.25
Rich Products Corp.	Winchester	M	E	Frozen bakery products	50	\$2.00
Rich Products Corp.	Winchester	M	E	Frozen bakery products	0	\$1.20
Rubbermaid Commercial Products Inc.	Winchester	M	E	Plastic products	10	\$0.00
	Winchester Totals			4 announcements	260	\$7.45
Fabrication & Design Inc.	Wise County	M	N	Fabricated metal products	25	\$0.25
	Wise County Totals			1 announcement	25	\$0.25
Magnetic Technologies Corp.	Wythe County	M	E	Electrical power transformers	30	\$0.00
Mid-Atlantic Manufacturing & Hydraulics Inc.	Wythe County	M	N	Machine shop	60	\$3.00
Musser Lumber Sales Inc.	Wythe County	M	E	Lumber processing	30	\$1.60
PowerShot Tool Co., Inc.	Wythe County	M	E	Staple guns, glue guns	75	\$3.00
Ryder Systems Inc.	Wythe County	N	N	Rental truck maintenance	10	\$0.50
	Wythe County Totals			5 announcements	205	\$8.10
Giant Industries Inc.	York County	M	E	Oil refinery	0	\$24.00

EMPLOYMENT CREATION AND CAPITAL INVESTMENT IN VIRGINIA

Company Name	Location	MFG	Type	Business	Employment	Investment (millions)
Ryson International Inc.	York County	M	E	Materials handling equipment	0	\$0.18
	York County Totals			2 announcements	0	\$24.18
<i>Not publicly announced</i>	<i>Confidential</i>			<i>5 announcements</i>	398	\$11.28
	Confidential Totals			5 announcements	398	\$55.93
	Virginia Totals			424 announcements	37,590	\$3,237.92

Notes:

* Indicates foreign affiliation

MFG: Manufacturing or Nonmanufacturing

Type: New or Expansion

Announcements are subject to revision

2001
Virginia Employment and Capital Investment Summary

	Employment (No. of jobs)	% of Total	Capital Investment (millions)	% of Total	Number of Announcements	% of Total
Manufacturing						
New Announcements	2,065	5.5%	\$67.18	2.1%	31	7.3%
Expansion Announcements	6,024	16.0%	\$1,475.37	45.6%	119	28.1%
<i>Totals</i>	8,089	21.5%	\$1,542.55	47.6%	150	35.4%
Nonmanufacturing						
New Announcements	5,709	15.2%	\$345.27	10.7%	72	17.0%
Expansion Announcements	23,792	63.3%	\$1,350.10	41.7%	202	47.6%
<i>Totals</i>	29,501	78.5%	\$1,695.37	52.4%	274	64.6%
Virginia Totals	37,590	100.0%	\$3,237.92	100.0%	424	100.0%
New						
Manufacturing Announcements	2,065	5.5%	\$67.18	2.1%	31	7.3%
Nonmanufacturing Announcements	5,709	15.2%	\$345.27	10.7%	72	17.0%
<i>Totals</i>	7,774	20.7%	\$412.45	12.7%	103	24.3%
Expansion						
Manufacturing Announcements	6,024	16.0%	\$1,475.37	45.6%	119	28.1%
Nonmanufacturing Announcements	23,792	63.3%	\$1,350.10	41.7%	202	47.6%
<i>Totals</i>	29,816	79.3%	\$2,825.47	87.3%	321	75.7%
Virginia Totals	37,590	100.0%	\$3,237.92	100.0%	424	100.0%

Table 1

1991 - 2001

Virginia Employment and Capital Investment Announcements

Year	Total			New			Expansions		
	Number of Jobs	Investment (millions)	Number of Announcements	Number of Jobs	Investment (millions)	Number of Announcements	Number of Jobs	Investment (millions)	Number of Announcements
1991	11,252	\$585.92	174	7,264	\$253.55	84	3,988	\$332.37	90
<i>Mfg.</i>	6,898	\$521.32	126	4,083	\$210.80	52	2,815	\$310.52	74
<i>Non.</i>	4,354	\$64.60	48	3,181	\$42.75	32	1,173	\$21.85	16
1992	14,003	\$930.19	175	7,894	\$200.51	66	6,109	\$729.68	109
<i>Mfg.</i>	5,814	\$695.70	123	1,560	\$64.61	34	4,254	\$631.09	89
<i>Non.</i>	8,189	\$234.49	52	6,334	\$135.90	32	1,855	\$98.59	20
1993	14,334	\$985.90	142	7,408	\$205.12	59	6,926	\$780.78	83
<i>Mfg.</i>	6,829	\$914.29	108	2,578	\$165.81	38	4,251	\$748.48	70
<i>Non.</i>	7,505	\$71.61	34	4,830	\$39.31	21	2,675	\$32.30	13
1994	15,988	\$1,868.41	225	8,448	\$741.46	89	7,540	\$1,126.95	136
<i>Mfg.</i>	10,240	\$1,502.00	171	5,339	\$463.06	58	4,901	\$1,038.94	113
<i>Non.</i>	5,748	\$366.41	54	3,109	\$278.40	31	2,639	\$88.01	23
1995	30,806	\$5,882.90	214	22,134	\$4,692.86	77	8,672	\$1,190.04	137
<i>Mfg.</i>	20,198	\$5,506.63	166	13,831	\$4,481.86	50	6,367	\$1,024.77	116
<i>Non.</i>	10,608	\$376.27	48	8,303	\$211.00	27	2,305	\$165.27	21
1996	24,156	\$3,534.01	202	12,897	\$2,360.70	74	11,259	\$1,173.31	128
<i>Mfg.</i>	10,838	\$3,105.64	145	6,604	\$2,196.83	43	4,234	\$908.81	102
<i>Non.</i>	13,318	\$428.37	57	6,293	\$163.87	31	7,025	\$264.50	26
1997	27,412	\$2,686.51	338	12,346	\$957.77	131	15,066	\$1,728.74	207
<i>Mfg.</i>	10,628	\$2,036.50	216	4,354	\$669.75	69	6,274	\$1,366.75	147
<i>Non.</i>	16,784	\$650.01	122	7,992	\$288.02	62	8,792	\$361.99	60
1998	46,679	\$2,262.64	448	15,631	\$794.91	169	31,048	\$1,467.73	279
<i>Mfg.</i>	10,038	\$893.12	182	3,496	\$272.77	61	6,542	\$620.35	121
<i>Non.</i>	36,641	\$1,369.52	266	12,135	\$522.14	108	24,506	\$847.38	158
1999	46,302	\$3,242.93	436	15,098	\$1,710.17	171	31,204	\$1,532.76	265
<i>Mfg.</i>	14,523	\$1,292.52	227	4,170	\$440.88	70	9,180	\$760.49	129
<i>Non.</i>	35,886	\$2,177.38	265	10,928	\$1,269.29	101	22,024	\$772.27	136
2000	47,438	\$6,413.91	454	12,856	\$1,131.06	137	34,582	\$5,282.85	317
<i>Mfg.</i>	9,995	\$2,941.37	158	3,429	\$261.45	41	6,566	\$2,679.92	117
<i>Non.</i>	37,443	\$3,472.54	296	9,427	\$869.61	96	28,016	\$2,602.93	200
2001	37,590	\$3,237.92	424	7,774	\$412.45	103	29,816	\$2,825.47	321
<i>Mfg.</i>	8,089	\$1,542.55	150	2,065	\$67.18	31	6,024	\$1,475.37	119
<i>Non.</i>	29,501	\$1,695.37	274	5,709	\$345.27	72	23,792	\$1,350.10	202
Totals	598,437	\$60,251.53	6,096	251,726	\$26,508.67	2,217	342,604	\$33,515.89	3,823

Table 2

2001

Virginia NAICS Code Summary - Manufacturing

NAICS Description	Total			New			Expansions		
	Number of Jobs	Investment (millions)	Number of Announcements	Number of Jobs	Investment (millions)	Number of Announcements	Number of Jobs	Investment (millions)	Number of Announcements
311 Food Products	714	\$245.13	11	8	\$1.00	1	706	\$244.13	10
312 Beverages & Tobacco Products	559	\$70.10	5	0	\$0.00	0	559	\$70.10	5
313 Textile Mills	109	\$9.50	3	0	\$0.00	0	109	\$9.50	3
314 Textile Mill Products	165	\$6.00	3	30	\$0.00	1	135	\$6.00	2
315 Apparel	130	\$0.50	2	100	\$0.50	1	30	\$0.00	1
316 Leather & Allied Products	0	\$0.00	0	0	\$0.00	0	0	\$0.00	0
321 Lumber & Wood Products	139	\$6.97	5	100	\$3.50	1	39	\$3.47	4
322 Paper Products	342	\$90.75	7	317	\$6.05	2	25	\$84.70	5
323 Printing	95	\$18.05	8	30	\$0.00	1	65	\$18.05	7
324 Petroleum & Coal Products	20	\$30.78	3	0	\$0.00	0	20	\$30.78	3
325 Chemicals	299	\$208.60	12	70	\$3.50	2	229	\$205.10	10
326 Plastics & Rubber	154	\$44.12	11	69	\$9.60	3	85	\$34.52	8
327 Stone, Clay, Glass	81	\$33.65	12	18	\$1.35	2	63	\$32.30	10
331 Primary Metal Industries	58	\$6.95	3	0	\$0.00	0	58	\$6.95	3
332 Fabricated Metal Products	713	\$21.42	13	245	\$9.88	5	468	\$11.54	8
333 Machinery	1,186	\$69.52	14	200	\$2.50	2	986	\$67.02	12
334 Computers & Electronics	1,223	\$178.53	10	36	\$1.20	1	1,187	\$177.33	9
335 Electrical Equipment	140	\$12.50	6	20	\$1.00	1	120	\$11.50	5
336 Transportation Equipment	1,245	\$458.15	8	310	\$19.25	2	935	\$438.90	6
337 Furniture & Fixtures	307	\$8.13	9	202	\$5.75	4	105	\$2.38	5
339 Miscellaneous Manufacturing	310	\$14.20	4	310	\$2.10	2	0	\$12.10	2
Not Publicly Announced	100	\$9.00	1	0	\$0.00	0	100	\$9.00	1
Manufacturing Totals	8,089	\$1,542.55	150	2,065	\$67.18	31	6,024	\$1,475.37	119
Nonmanufacturing Totals	29,501	\$1,695.37	274	5,709	\$345.27	72	23,792	\$1,350.10	202
Virginia Totals	37,590	\$3,237.92	424	7,774	\$412.45	103	29,816	\$2,825.47	321

Table 3

2001

Virginia NAICS Code Summary - Nonmanufacturing

NAICS Description	Total			New			Expansions		
	Number of Jobs	Investment (millions)	Number of Announcements	Number of Jobs	Investment (millions)	Number of Announcements	Number of Jobs	Investment (millions)	Number of Announcements
221 Utility	25	\$7.50	1	25	\$7.50	1	0	\$0.00	0
233 Commercial Contractors	55	\$2.80	5	15	\$0.00	1	40	\$2.80	4
235 Special Contractors	55	\$1.91	4	0	\$0.00	0	55	\$1.91	4
421 Distribution - Durables	1,114	\$87.24	22	283	\$24.00	7	831	\$63.24	15
422 Distribution - Nondurables	1,429	\$130.51	15	700	\$44.00	2	729	\$86.51	13
483 Water Transportation	280	\$6.40	3	235	\$6.20	1	45	\$0.20	2
484 Truck Transportation	237	\$10.20	4	12	\$1.00	1	225	\$9.20	3
488 Transportation Services	210	\$43.70	5	90	\$1.90	3	120	\$41.80	2
492 Couriers & Delivery	0	\$0.50	1	0	\$0.00	0	0	\$0.50	1
493 Warehousing & Storage	50	\$15.65	6	50	\$8.55	3	0	\$7.10	3
511 Publishing	315	\$353.60	4	300	\$22.00	1	15	\$331.60	3
513 Telecommunications	3,931	\$132.72	28	526	\$54.85	8	3,405	\$77.87	20
514 Information Services	3,955	\$230.50	5	105	\$44.00	3	3,850	\$186.50	2
522 Banking & Credit	1,898	\$31.30	8	175	\$0.00	2	1,723	\$31.30	6
523 Securities & Commodities	421	\$0.00	2	0	\$0.00	0	421	\$0.00	2
524 Insurance Carriers	1,660	\$88.96	5	0	\$0.00	0	1,660	\$88.96	5
531 Real Estate	0	\$13.50	1	0	\$0.00	0	0	\$13.50	1
532 Leasing Services	10	\$0.50	1	10	\$0.50	1	0	\$0.00	0
541 Technical Services	10,899	\$454.39	128	1,929	\$112.68	28	8,970	\$341.71	100
551 Holding Companies	25	\$2.55	2	25	\$1.50	1	0	\$1.05	1
561 Administrative Services	2,482	\$25.17	13	1,043	\$9.47	4	1,439	\$15.70	9
562 Waste Mgt. & Remediation	63	\$5.84	2	63	\$5.84	2	0	\$0.00	0
811 Repair & Maintenance	12	\$3.00	2	0	\$0.00	0	12	\$3.00	2
813 Non-Profit Organizations	77	\$0.00	3	20	\$0.00	1	57	\$0.00	2
Not Publicly Announced	298	\$46.93	4	103	\$1.28	2	195	\$45.65	2
Nonmanufacturing Totals	29,501	\$1,695.37	274	5,709	\$345.27	72	23,792	\$1,350.10	202
Manufacturing Totals	8,089	\$1,542.55	150	2,065	\$67.18	31	6,024	\$1,475.37	119
Virginia Totals	37,590	\$3,237.92	424	7,774	\$412.45	103	29,816	\$2,825.47	321

Table 4

2000

Virginia Regional Summary

Region	Employment	% of Total	Investment (millions)	% of Total	Announcements	% of Total
Central Virginia	5,867	15.61%	\$605.98	18.72%	63	14.86%
<i>New</i>	1,025		\$74.89		17	
<i>Expansion</i>	4,842		\$531.09		46	
Hampton Roads	6,543	17.41%	\$858.16	26.50%	98	23.11%
<i>New</i>	1,811		\$106.48		23	
<i>Expansion</i>	4,732		\$751.68		75	
Northern Virginia	17,865	47.53%	\$1,007.56	31.12%	158	37.26%
<i>New</i>	2,124		\$156.30		33	
<i>Expansion</i>	15,741		\$851.26		125	
Southern Piedmont	1,727	4.59%	\$211.31	6.53%	34	8.02%
<i>New</i>	980		\$45.70		11	
<i>Expansion</i>	747		\$165.61		23	
Southwest Virginia	2,051	5.46%	\$78.82	2.43%	22	5.19%
<i>New</i>	1,225		\$19.82		10	
<i>Expansion</i>	826		\$59.00		12	
Valley	3,139	8.35%	\$420.16	12.98%	44	10.38%
<i>New</i>	506		\$7.98		7	
<i>Expansion</i>	2,633		\$412.18		37	
Not Publicly Announced	398	1.06%	\$55.93	1.73%	5	1.18%
Virginia Totals	37,590		\$3,237.92		424	

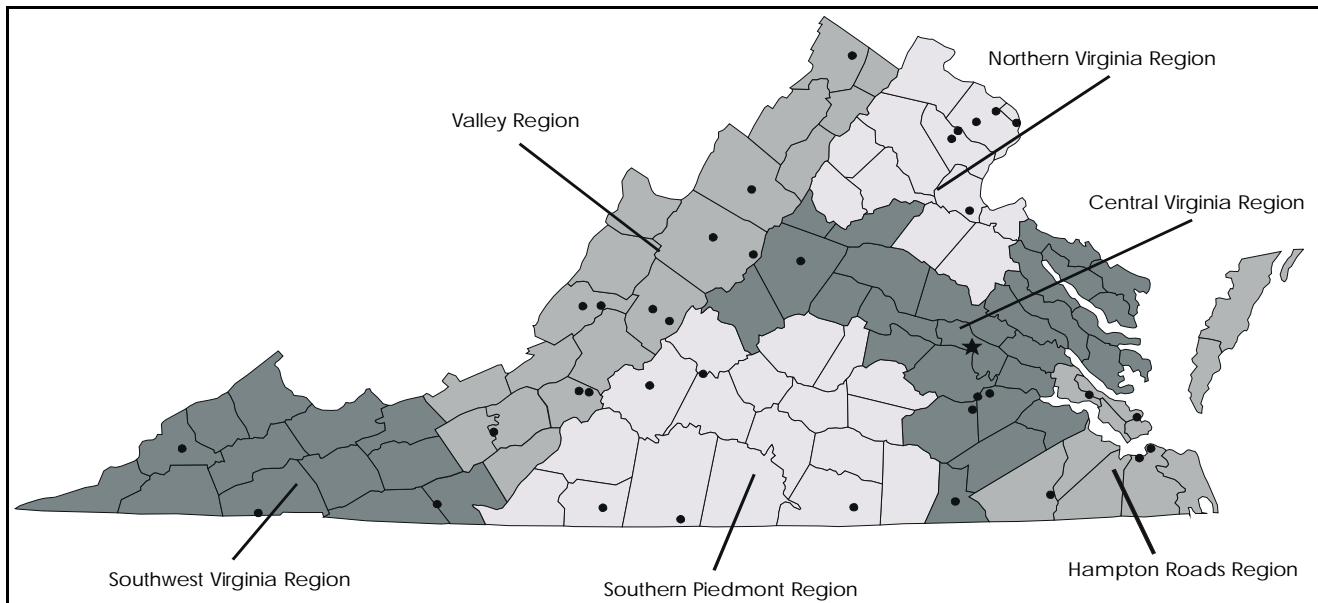


Table 5

2001**Virginia Employment and Capital Investment by Locality**

<i>Location</i>	<i>Employment</i>	<i>% of Total</i>	<i>Investment (millions)</i>	<i>% of Total</i>	<i>Announcements</i>	<i>% of Total</i>
<i>Accomack County</i>	0	0.00%	\$0.00	0.00%	0	0.00%
<i>Albemarle County</i>	362	0.96%	\$13.00	0.40%	1	0.24%
<i>Alexandria</i>	352	0.94%	\$1.00	0.03%	7	1.65%
<i>Alleghany County</i>	33	0.09%	\$1.65	0.05%	1	0.24%
<i>Amelia County</i>	0	0.00%	\$0.00	0.00%	0	0.00%
<i>Amherst County</i>	8	0.02%	\$0.80	0.02%	2	0.47%
<i>Appomattox County</i>	50	0.13%	\$0.00	0.00%	1	0.24%
<i>Arlington County</i>	1,364	3.63%	\$1.00	0.03%	2	0.47%
<i>Augusta County</i>	300	0.80%	\$90.38	2.79%	2	0.47%
<i>Bath County</i>	0	0.00%	\$13.50	0.42%	1	0.24%
<i>Bedford City</i>	0	0.00%	\$0.00	0.00%	0	0.00%
<i>Bedford County</i>	54	0.14%	\$80.00	2.47%	2	0.47%
<i>Bland County</i>	0	0.00%	\$0.00	0.00%	0	0.00%
<i>Botetourt County</i>	108	0.29%	\$7.50	0.23%	3	0.71%
<i>Bristol</i>	285	0.76%	\$4.00	0.12%	3	0.71%
<i>Brunswick County</i>	282	0.75%	\$5.30	0.16%	1	0.24%
<i>Buchanan County</i>	141	0.38%	\$2.10	0.06%	2	0.47%
<i>Buckingham County</i>	0	0.00%	\$0.00	0.00%	0	0.00%
<i>Buena Vista</i>	250	0.67%	\$3.50	0.11%	1	0.24%
<i>Campbell County</i>	350	0.93%	\$15.12	0.47%	5	1.18%
<i>Caroline County</i>	80	0.21%	\$2.77	0.09%	2	0.47%
<i>Carroll County</i>	94	0.25%	\$3.70	0.11%	2	0.47%
<i>Charles City County</i>	0	0.00%	\$0.00	0.00%	0	0.00%
<i>Charlotte County</i>	0	0.00%	\$0.00	0.00%	0	0.00%
<i>Charlottesville</i>	20	0.05%	\$1.00	0.03%	1	0.24%
<i>Chesapeake</i>	505	1.34%	\$26.86	0.83%	17	4.01%
<i>Chesterfield County</i>	1,609	4.28%	\$291.95	9.02%	17	4.01%
<i>Clarke County</i>	0	0.00%	\$0.00	0.00%	0	0.00%
<i>Colonial Heights</i>	0	0.00%	\$0.27	0.01%	1	0.24%
<i>Covington</i>	0	0.00%	\$0.00	0.00%	0	0.00%
<i>Craig County</i>	0	0.00%	\$0.00	0.00%	0	0.00%
<i>Culpeper County</i>	0	0.00%	\$0.00	0.00%	0	0.00%
<i>Cumberland County</i>	0	0.00%	\$0.00	0.00%	0	0.00%
<i>Danville</i>	50	0.13%	\$34.00	1.05%	2	0.47%
<i>Dickenson County</i>	500	1.33%	\$2.27	0.07%	1	0.24%
<i>Dinwiddie County</i>	0	0.00%	\$1.00	0.03%	1	0.24%
<i>Emporia</i>	0	0.00%	\$0.00	0.00%	0	0.00%
<i>Essex County</i>	40	0.11%	\$1.00	0.03%	1	0.24%
<i>Fairfax City</i>	0	0.00%	\$0.00	0.00%	0	0.00%
<i>Fairfax County</i>	10,319	27.45%	\$568.19	17.55%	93	21.93%
<i>Falls Church</i>	0	0.00%	\$0.00	0.00%	0	0.00%
<i>Fauquier County</i>	0	0.00%	\$0.00	0.00%	0	0.00%
<i>Floyd County</i>	17	0.05%	\$5.47	0.17%	2	0.47%
<i>Fluvanna County</i>	0	0.00%	\$0.00	0.00%	0	0.00%
<i>Franklin City</i>	0	0.00%	\$0.00	0.00%	0	0.00%
<i>Franklin County</i>	83	0.22%	\$2.20	0.07%	4	0.94%
<i>Frederick County</i>	736	1.96%	\$74.73	2.31%	9	2.12%

Table 6

<i>Location</i>	<i>Employment</i>	<i>% of Total</i>	<i>Investment (millions)</i>	<i>% of Total</i>	<i>Announcements</i>	<i>% of Total</i>
<i>Fredericksburg</i>	1	0.00%	\$0.20	0.01%	1	0.24%
<i>Galax</i>	0	0.00%	\$0.00	0.00%	0	0.00%
<i>Giles County</i>	0	0.00%	\$0.00	0.00%	0	0.00%
<i>Gloucester County</i>	0	0.00%	\$0.00	0.00%	0	0.00%
<i>Goochland County</i>	40	0.11%	\$0.00	0.00%	1	0.24%
<i>Grayson County</i>	0	0.00%	\$0.00	0.00%	0	0.00%
<i>Greene County</i>	189	0.50%	\$60.50	1.87%	1	0.24%
<i>Greensville County</i>	0	0.00%	\$0.00	0.00%	0	0.00%
<i>Halifax County</i>	0	0.00%	\$0.00	0.00%	0	0.00%
<i>Hampton</i>	958	2.55%	\$5.47	0.17%	5	1.18%
<i>Hanover County</i>	416	1.11%	\$32.89	1.02%	12	2.83%
<i>Harrisonburg</i>	153	0.41%	\$7.50	0.23%	3	0.71%
<i>Henrico County</i>	1,735	4.62%	\$116.97	3.61%	11	2.59%
<i>Henry County</i>	90	0.24%	\$1.70	0.05%	2	0.47%
<i>Highland County</i>	0	0.00%	\$0.00	0.00%	0	0.00%
<i>Hopewell</i>	0	0.00%	\$0.00	0.00%	0	0.00%
<i>Isle of Wight County</i>	0	0.00%	\$18.00	0.56%	1	0.24%
<i>James City County</i>	170	0.45%	\$43.20	1.33%	3	0.71%
<i>King & Queen County</i>	0	0.00%	\$0.00	0.00%	0	0.00%
<i>King George County</i>	10	0.03%	\$0.69	0.02%	2	0.47%
<i>King William County</i>	0	0.00%	\$0.00	0.00%	0	0.00%
<i>Lancaster County</i>	0	0.00%	\$0.00	0.00%	0	0.00%
<i>Lee County</i>	0	0.00%	\$0.00	0.00%	0	0.00%
<i>Lexington</i>	0	0.00%	\$0.00	0.00%	0	0.00%
<i>Loudoun County</i>	4,360	11.60%	\$309.90	9.57%	16	3.77%
<i>Louisa County</i>	630	1.68%	\$42.80	1.32%	2	0.47%
<i>Lunenburg County</i>	100	0.27%	\$4.00	0.12%	1	0.24%
<i>Lynchburg</i>	135	0.36%	\$31.79	0.98%	7	1.65%
<i>Madison County</i>	0	0.00%	\$0.00	0.00%	0	0.00%
<i>Manassas</i>	0	0.00%	\$1.26	0.04%	1	0.24%
<i>Manassas Park</i>	0	0.00%	\$0.00	0.00%	0	0.00%
<i>Martinsville</i>	30	0.08%	\$1.00	0.03%	1	0.24%
<i>Mathews County</i>	0	0.00%	\$0.00	0.00%	0	0.00%
<i>Mecklenburg County</i>	205	0.55%	\$21.40	0.66%	3	0.71%
<i>Middlesex County</i>	20	0.05%	\$1.00	0.03%	1	0.24%
<i>Montgomery County</i>	700	1.86%	\$32.00	0.99%	4	0.94%
<i>Nelson County</i>	0	0.00%	\$0.00	0.00%	0	0.00%
<i>New Kent County</i>	0	0.00%	\$0.00	0.00%	0	0.00%
<i>Newport News</i>	1,722	4.58%	\$53.10	1.64%	15	3.54%
<i>Norfolk</i>	1,848	4.92%	\$517.98	16.00%	14	3.30%
<i>Northampton County</i>	25	0.07%	\$7.50	0.23%	1	0.24%
<i>Northumberland County</i>	0	0.00%	\$0.00	0.00%	0	0.00%
<i>Norton</i>	20	0.05%	\$2.20	0.07%	1	0.24%
<i>Nottoway County</i>	110	0.29%	\$4.00	0.12%	1	0.24%
<i>Orange County</i>	119	0.32%	\$2.00	0.06%	2	0.47%
<i>Page County</i>	0	0.00%	\$0.00	0.00%	0	0.00%
<i>Patrick County</i>	0	0.00%	\$0.00	0.00%	0	0.00%
<i>Petersburg</i>	50	0.13%	\$27.40	0.85%	2	0.47%
<i>Pittsylvania County</i>	180	0.48%	\$10.00	0.31%	2	0.47%
<i>Poquoson</i>	0	0.00%	\$0.00	0.00%	0	0.00%
<i>Portsmouth</i>	60	0.16%	\$0.36	0.01%	2	0.47%

Table 6

<i>Location</i>	<i>Employment</i>	<i>% of Total</i>	<i>Investment (millions)</i>	<i>% of Total</i>	<i>Announcements</i>	<i>% of Total</i>
<i>Powhatan County</i>	0	0.00%	\$0.00	0.00%	0	0.00%
<i>Prince Edward County</i>	0	0.00%	\$0.00	0.00%	0	0.00%
<i>Prince George County</i>	62	0.16%	\$13.20	0.41%	5	1.18%
<i>Prince William County</i>	988	2.63%	\$113.25	3.50%	24	5.66%
<i>Pulaski County</i>	83	0.22%	\$0.13	0.00%	2	0.47%
<i>Radford</i>	0	0.00%	\$0.00	0.00%	0	0.00%
<i>Rappahannock County</i>	0	0.00%	\$0.00	0.00%	0	0.00%
<i>Richmond</i>	694	1.85%	\$3.00	0.09%	6	1.42%
<i>Richmond County</i>	0	0.00%	\$0.00	0.00%	0	0.00%
<i>Roanoke City</i>	286	0.76%	\$57.60	1.78%	4	0.94%
<i>Roanoke County</i>	143	0.38%	\$12.00	0.37%	3	0.71%
<i>Rockbridge County</i>	0	0.00%	\$0.00	0.00%	0	0.00%
<i>Rockingham County</i>	30	0.08%	\$88.70	2.74%	1	0.24%
<i>Russell County</i>	300	0.80%	\$4.60	0.14%	1	0.24%
<i>Salem</i>	25	0.07%	\$17.95	0.55%	3	0.71%
<i>Scott County</i>	25	0.07%	\$0.00	0.00%	1	0.24%
<i>Shenandoah County</i>	0	0.00%	\$0.00	0.00%	0	0.00%
<i>Smyth County</i>	7	0.02%	\$0.10	0.00%	1	0.24%
<i>Southampton County</i>	0	0.00%	\$0.00	0.00%	0	0.00%
<i>Spotsylvania County</i>	118	0.31%	\$1.85	0.06%	3	0.71%
<i>Stafford County</i>	154	0.41%	\$5.45	0.17%	5	1.18%
<i>Staunton</i>	0	0.00%	\$0.00	0.00%	0	0.00%
<i>Suffolk</i>	898	2.39%	\$117.80	3.64%	15	3.54%
<i>Surry County</i>	0	0.00%	\$0.00	0.00%	0	0.00%
<i>Sussex County</i>	0	0.00%	\$0.00	0.00%	0	0.00%
<i>Tazewell County</i>	0	0.00%	\$1.00	0.03%	1	0.24%
<i>Virginia Beach</i>	357	0.95%	\$43.71	1.35%	23	5.42%
<i>Warren County</i>	15	0.04%	\$0.10	0.00%	1	0.24%
<i>Washington County</i>	449	1.19%	\$50.50	1.56%	3	0.71%
<i>Waynesboro</i>	0	0.00%	\$0.00	0.00%	0	0.00%
<i>Westmoreland County</i>	0	0.00%	\$0.00	0.00%	0	0.00%
<i>Williamsburg</i>	0	0.00%	\$0.00	0.00%	0	0.00%
<i>Winchester</i>	260	0.69%	\$7.45	0.23%	4	0.94%
<i>Wise County</i>	25	0.07%	\$0.25	0.01%	1	0.24%
<i>Wythe County</i>	205	0.55%	\$8.10	0.25%	5	1.18%
<i>York County</i>	0	0.00%	\$24.18	0.75%	2	0.47%
<i>Not Publicly Announced</i>	398	1.06%	\$55.93	1.73%	5	1.18%
Virginia Totals	37,590		\$3,237.92		424	

Table 6

2001**Virginia Employment and Capital Investment by Locality****Totals Per 1,000 Residents**

<i>Location</i>	<i>2001 Population Estimate (thousands)</i>	<i>Announced Employment per 1,000 Residents</i>	<i>Announced Investment per 1,000 Residents</i>	<i>Announcements per 1,000 Residents</i>
<i>Accomack County</i>	38.7	0.0	\$0	0.00
<i>Albemarle County</i>	85.9	4.2	\$151,339	0.01
<i>Alexandria</i>	130.1	2.7	\$7,686	0.05
<i>Alleghany County</i>	16.9	2.0	\$97,633	0.06
<i>Amelia County</i>	11.6	0.0	\$0	0.00
<i>Amherst County</i>	31.8	0.3	\$25,157	0.06
<i>Appomattox County</i>	13.7	3.6	\$0	0.07
<i>Arlington County</i>	191.3	7.1	\$5,227	0.01
<i>Augusta County</i>	66.5	4.5	\$1,359,098	0.03
<i>Bath County</i>	5.0	0.0	\$2,700,000	0.20
<i>Bedford City</i>	6.4	0.0	\$0	0.00
<i>Bedford County</i>	61.3	0.9	\$1,305,057	0.03
<i>Bland County</i>	7.0	0.0	\$0	0.00
<i>Botetourt County</i>	31.0	3.5	\$241,935	0.10
<i>Bristol</i>	17.4	16.4	\$229,885	0.17
<i>Brunswick County</i>	18.4	15.3	\$288,043	0.05
<i>Buchanan County</i>	26.6	5.3	\$78,947	0.08
<i>Buckingham County</i>	15.7	0.0	\$0	0.00
<i>Buena Vista</i>	6.4	39.1	\$546,875	0.16
<i>Campbell County</i>	51.1	6.8	\$295,890	0.10
<i>Caroline County</i>	22.5	3.6	\$123,111	0.09
<i>Carroll County</i>	29.5	3.2	\$125,424	0.07
<i>Charles City County</i>	7.0	0.0	\$0	0.00
<i>Charlotte County</i>	12.5	0.0	\$0	0.00
<i>Charlottesville</i>	39.7	0.5	\$25,189	0.03
<i>Chesapeake</i>	204.7	2.5	\$131,216	0.08
<i>Chesterfield County</i>	263.4	6.1	\$1,108,390	0.06
<i>Clarke County</i>	12.8	0.0	\$0	0.00
<i>Colonial Heights</i>	16.9	0.0	\$15,976	0.06
<i>Covington</i>	6.3	0.0	\$0	0.00
<i>Craig County</i>	5.1	0.0	\$0	0.00
<i>Culpeper County</i>	34.7	0.0	\$0	0.00
<i>Cumberland County</i>	9.0	0.0	\$0	0.00
<i>Danville</i>	48.0	1.0	\$708,333	0.04
<i>Dickenson County</i>	16.3	30.7	\$139,264	0.06
<i>Dinwiddie County</i>	24.9	0.0	\$40,161	0.04
<i>Emporia</i>	5.8	0.0	\$0	0.00
<i>Essex County</i>	10.0	4.0	\$100,000	0.10
<i>Fairfax City</i>	21.7	0.0	\$0	0.00
<i>Fairfax County</i>	987.1	10.5	\$575,615	0.09
<i>Falls Church</i>	10.7	0.0	\$0	0.00
<i>Fauquier County</i>	56.3	0.0	\$0	0.00
<i>Floyd County</i>	14.2	1.2	\$385,211	0.14
<i>Fluvanna County</i>	21.2	0.0	\$0	0.00
<i>Franklin City</i>	8.4	0.0	\$0	0.00

Table 7

<i>Location</i>	<i>2001 Population Estimate (thousands)</i>	<i>Announced Employment per 1,000 Residents</i>	<i>Announced Investment per 1,000 Residents</i>	<i>Announcements per 1,000 Residents</i>
<i>Franklin County</i>	48.7	1.7	\$45,175	0.08
<i>Frederick County</i>	61.5	12.0	\$1,215,122	0.15
<i>Fredericksburg</i>	19.8	0.1	\$10,101	0.05
<i>Galax</i>	6.8	0.0	\$0	0.00
<i>Giles County</i>	16.7	0.0	\$0	0.00
<i>Gloucester County</i>	35.0	0.0	\$0	0.00
<i>Goochland County</i>	17.2	2.3	\$0	0.06
<i>Grayson County</i>	17.0	0.0	\$0	0.00
<i>Greene County</i>	15.8	12.0	\$3,829,114	0.06
<i>Greensville County</i>	11.6	0.0	\$0	0.00
<i>Halifax County</i>	37.4	0.0	\$0	0.00
<i>Hampton</i>	147.3	6.5	\$37,135	0.03
<i>Hanover County</i>	89.1	4.7	\$369,136	0.13
<i>Harrisonburg</i>	40.9	3.7	\$183,374	0.07
<i>Henrico County</i>	265.7	6.5	\$440,233	0.04
<i>Henry County</i>	57.9	1.6	\$29,361	0.03
<i>Highland County</i>	2.6	0.0	\$0	0.00
<i>Hopewell</i>	22.2	0.0	\$0	0.00
<i>Isle of Wight County</i>	30.1	0.0	\$598,007	0.03
<i>James City County</i>	49.4	3.4	\$874,494	0.06
<i>King & Queen County</i>	6.8	0.0	\$0	0.00
<i>King George County</i>	17.0	0.6	\$40,588	0.12
<i>King William County</i>	13.6	0.0	\$0	0.00
<i>Lancaster County</i>	11.4	0.0	\$0	0.00
<i>Lee County</i>	23.4	0.0	\$0	0.00
<i>Lexington</i>	7.0	0.0	\$0	0.00
<i>Loudoun County</i>	186.2	23.4	\$1,664,339	0.09
<i>Louisa County</i>	26.4	23.9	\$1,621,212	0.08
<i>Lunenburg County</i>	13.1	7.6	\$305,344	0.08
<i>Lynchburg</i>	65.3	2.1	\$486,830	0.11
<i>Madison County</i>	12.6	0.0	\$0	0.00
<i>Manassas</i>	36.4	0.0	\$34,615	0.03
<i>Manassas Park</i>	10.8	0.0	\$0	0.00
<i>Martinsville</i>	15.6	1.9	\$64,103	0.06
<i>Mathews County</i>	9.3	0.0	\$0	0.00
<i>Mecklenburg County</i>	32.6	6.3	\$656,442	0.09
<i>Middlesex County</i>	10.2	2.0	\$98,039	0.10
<i>Montgomery County</i>	84.3	8.3	\$379,597	0.05
<i>Nelson County</i>	14.4	0.0	\$0	0.00
<i>New Kent County</i>	13.6	0.0	\$0	0.00
<i>Newport News</i>	181.1	9.5	\$293,208	0.08
<i>Norfolk</i>	234.5	7.9	\$2,208,870	0.06
<i>Northampton County</i>	13.0	1.9	\$576,923	0.08
<i>Northumberland County</i>	12.4	0.0	\$0	0.00
<i>Norton</i>	4.0	5.0	\$550,000	0.25
<i>Nottoway County</i>	15.7	7.0	\$254,777	0.06
<i>Orange County</i>	26.5	4.5	\$75,472	0.08
<i>Page County</i>	23.3	0.0	\$0	0.00
<i>Patrick County</i>	19.5	0.0	\$0	0.00
<i>Petersburg</i>	33.1	1.5	\$827,795	0.06

Table 7

<i>Location</i>	<i>2001 Population Estimate (thousands)</i>	<i>Announced Employment per 1,000 Residents</i>	<i>Announced Investment per 1,000 Residents</i>	<i>Announcements per 1,000 Residents</i>
<i>Pittsylvania County</i>	62.4	2.9	\$160,256	0.03
<i>Poquoson</i>	11.5	0.0	\$0	0.00
<i>Portsmouth</i>	99.7	0.6	\$3,611	0.02
<i>Powhatan County</i>	23.0	0.0	\$0	0.00
<i>Prince Edward County</i>	20.0	0.0	\$0	0.00
<i>Prince George County</i>	33.7	1.8	\$391,691	0.15
<i>Prince William County</i>	293.1	3.4	\$386,387	0.08
<i>Pulaski County</i>	35.2	2.4	\$3,693	0.06
<i>Radford</i>	16.1	0.0	\$0	0.00
<i>Rappahannock County</i>	7.0	0.0	\$0	0.00
<i>Richmond</i>	197.8	3.5	\$15,167	0.03
<i>Richmond County</i>	8.9	0.0	\$0	0.00
<i>Roanoke City</i>	94.5	3.0	\$609,524	0.04
<i>Roanoke County</i>	86.8	1.6	\$138,249	0.03
<i>Rockbridge County</i>	21.2	0.0	\$0	0.00
<i>Rockingham County</i>	69.0	0.4	\$1,285,507	0.01
<i>Russell County</i>	29.9	10.0	\$153,846	0.03
<i>Salem</i>	24.8	1.0	\$723,790	0.12
<i>Scott County</i>	23.5	1.1	\$0	0.04
<i>Shenandoah County</i>	35.6	0.0	\$0	0.00
<i>Smyth County</i>	32.9	0.2	\$3,040	0.03
<i>Southampton County</i>	17.6	0.0	\$0	0.00
<i>Spotsylvania County</i>	94.4	1.3	\$19,597	0.03
<i>Stafford County</i>	98.0	1.6	\$55,612	0.05
<i>Staunton</i>	23.6	0.0	\$0	0.00
<i>Suffolk</i>	65.6	13.7	\$1,795,732	0.23
<i>Surry County</i>	7.0	0.0	\$0	0.00
<i>Sussex County</i>	12.4	0.0	\$0	0.00
<i>Tazewell County</i>	44.2	0.0	\$22,624	0.02
<i>Virginia Beach</i>	427.8	0.8	\$102,174	0.05
<i>Warren County</i>	32.2	0.5	\$3,106	0.03
<i>Washington County</i>	51.4	8.7	\$982,490	0.06
<i>Waynesboro</i>	19.6	0.0	\$0	0.00
<i>Westmoreland County</i>	16.7	0.0	\$0	0.00
<i>Williamsburg</i>	12.0	0.0	\$0	0.00
<i>Winchester</i>	23.8	10.9	\$313,025	0.17
<i>Wise County</i>	41.2	0.6	\$6,068	0.02
<i>Wythe County</i>	27.8	7.4	\$291,367	0.18
<i>York County</i>	58.7	0.0	\$411,925	0.03
Virginia Totals	7,187.9	5.2	\$451,285	0.06

Note:

Population data from U.S. Census Bureau

**2001
Virginia Metropolitan Statistical Area Summary**

MSA Region	Employment	% of Total	Investment (millions)	% of Total	Announcements	% of Total
Bristol	759	2.02%	\$54.50	1.68%	7	1.65%
<i>New</i>	210		\$6.50		3	
<i>Expansion</i>	549		\$48.00		4	
Charlottesville	571	1.52%	\$74.50	2.30%	3	0.71%
<i>New</i>	20		\$1.00		1	
<i>Expansion</i>	551		\$73.50		2	
Danville	230	0.61%	\$44.00	1.36%	4	0.94%
<i>New</i>	180		\$10.00		2	
<i>Expansion</i>	50		\$34.00		2	
Hampton Roads	6,518	17.34%	\$850.66	26.27%	97	22.88%
<i>New</i>	1,786		\$98.98		22	
<i>Expansion</i>	4,732		\$751.68		75	
Lynchburg	547	1.46%	\$127.71	3.94%	16	3.77%
<i>New</i>	110		\$4.90		2	
<i>Expansion</i>	437		\$122.81		14	
Northern Virginia	17,681	47.04%	\$1,002.89	30.97%	155	36.56%
<i>New</i>	2,044		\$153.20		32	
<i>Expansion</i>	15,637		\$849.69		123	
Richmond-Petersburg	4,606	12.25%	\$486.68	15.03%	56	13.21%
<i>New</i>	405		\$33.89		15	
<i>Expansion</i>	4,201		\$452.79		41	
Roanoke	562	1.50%	\$95.05	2.94%	13	3.07%
<i>New</i>	8		\$1.00		1	
<i>Expansion</i>	554		\$94.05		12	
Non-MSA Localities	5,718	15.21%	\$446.00	13.77%	68	16.04%
<i>New</i>	2,908		\$101.70		23	
<i>Expansion</i>	2,810		\$344.30		45	
Not Publicly Announced	398	1.06%	\$55.93	1.73%	5	1.18%
Virginia Totals	37,590		\$3,237.92		424	

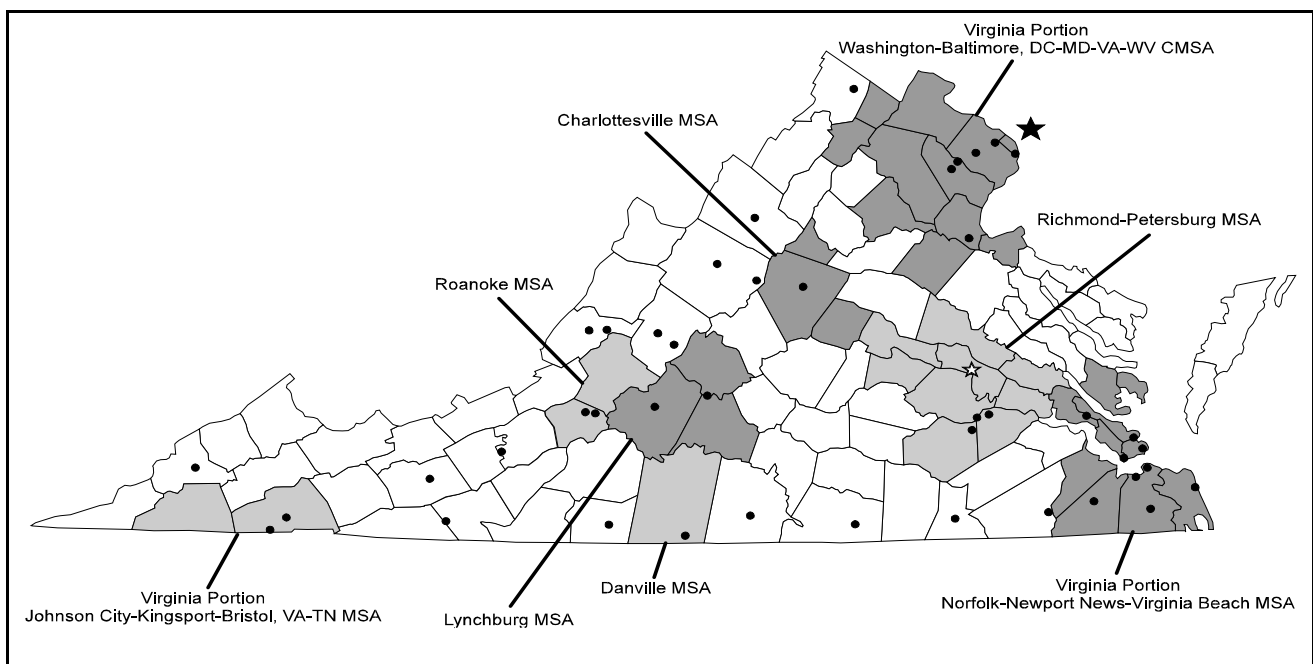


Table 8

2001

Virginia Planning District Commission Summary

Planning District Commission	Employment	% of Total	Investment (millions)	% of Total	Announcements	% of Total
1. LENOWISCO	70	0.19%	\$2.45	0.08%	3	0.71%
<i>New</i>	45		\$2.45		2	
<i>Expansion</i>	25		\$0.00		1	
2. Cumberland Plateau	941	2.50%	\$9.97	0.31%	5	1.18%
<i>New</i>	900		\$7.37		3	
<i>Expansion</i>	41		\$2.60		2	
3. Mount Rogers	1,040	2.77%	\$66.40	2.05%	14	3.30%
<i>New</i>	280		\$10.00		5	
<i>Expansion</i>	760		\$56.40		9	
4. New River Valley	800	2.13%	\$37.60	1.16%	8	1.89%
<i>New</i>	183		\$0.13		3	
<i>Expansion</i>	617		\$37.47		5	
5. Fifth	595	1.58%	\$96.70	2.99%	14	3.30%
<i>New</i>	8		\$1.00		1	
<i>Expansion</i>	587		\$95.70		13	
6. Central Shenandoah	733	1.95%	\$203.58	6.29%	8	1.89%
<i>New</i>	0		\$0.00		0	
<i>Expansion</i>	733		\$203.58		8	
7. Lord Fairfax	1,011	2.69%	\$82.28	2.54%	14	3.30%
<i>New</i>	315		\$6.85		3	
<i>Expansion</i>	696		\$75.43		11	
8. Northern Virginia	17,383	46.24%	\$994.60	30.72%	143	33.73%
<i>New</i>	2,029		\$153.10		31	
<i>Expansion</i>	15,354		\$841.50		112	
9. Rappahannock - Rapidan	119	0.32%	\$2.00	0.06%	2	0.47%
<i>New</i>	20		\$1.00		1	
<i>Expansion</i>	99		\$1.00		1	
10. Thomas Jefferson	1,201	3.19%	\$117.30	3.62%	5	1.18%
<i>New</i>	620		\$41.00		2	
<i>Expansion</i>	581		\$76.30		3	
11. Central Virginia	597	1.59%	\$127.71	3.94%	17	4.01%
<i>New</i>	110		\$4.90		2	
<i>Expansion</i>	487		\$122.81		15	
12. West Piedmont	433	1.15%	\$48.90	1.51%	11	2.59%
<i>New</i>	268		\$12.50		5	
<i>Expansion</i>	165		\$36.40		6	
13. Southside	487	1.30%	\$26.70	0.82%	4	0.94%
<i>New</i>	392		\$20.30		2	
<i>Expansion</i>	95		\$6.40		2	
14. Piedmont	210	0.56%	\$8.00	0.25%	2	0.47%
<i>New</i>	210		\$8.00		2	
<i>Expansion</i>	0		\$0.00		0	

Table 9

Planning District Commission	Employment	% of Total	Investment (<i>millions</i>)	% of Total	Announcements	% of Total
15. Richmond Regional	4,494	11.96%	\$444.81	13.74%	47	11.08%
<i>New</i>	313		\$15.49		11	
<i>Expansion</i>	4,181		\$429.32		36	
16. RADCO	363	0.97%	\$10.96	0.34%	13	3.07%
<i>New</i>	75		\$2.20		1	
<i>Expansion</i>	288		\$8.76		12	
17. Northern Neck	0	0.00%	\$0.00	0.00%	0	0.00%
<i>New</i>	0		\$0.00		0	
<i>Expansion</i>	0		\$0.00		0	
18. Middle Peninsula	60	0.16%	\$2.00	0.06%	2	0.47%
<i>New</i>	0		\$0.00		0	
<i>Expansion</i>	60		\$2.00		2	
19. Crater	112	0.30%	\$41.87	1.29%	9	2.12%
<i>New</i>	92		\$18.40		4	
<i>Expansion</i>	20		\$23.47		5	
22. Accomack - Northampton	25	0.07%	\$7.50	0.23%	1	0.24%
<i>New</i>	25		\$7.50		1	
<i>Expansion</i>	0		\$0.00		0	
23. Hampton Roads	6,518	17.34%	\$850.66	26.27%	97	22.88%
<i>New</i>	1,786		\$98.98		22	
<i>Expansion</i>	4,732		\$751.68		75	
Not Publicly Announced	398	1.06%	\$55.93	1.73%	5	1.18%
Virginia Totals	37,590		\$3,237.92		424	

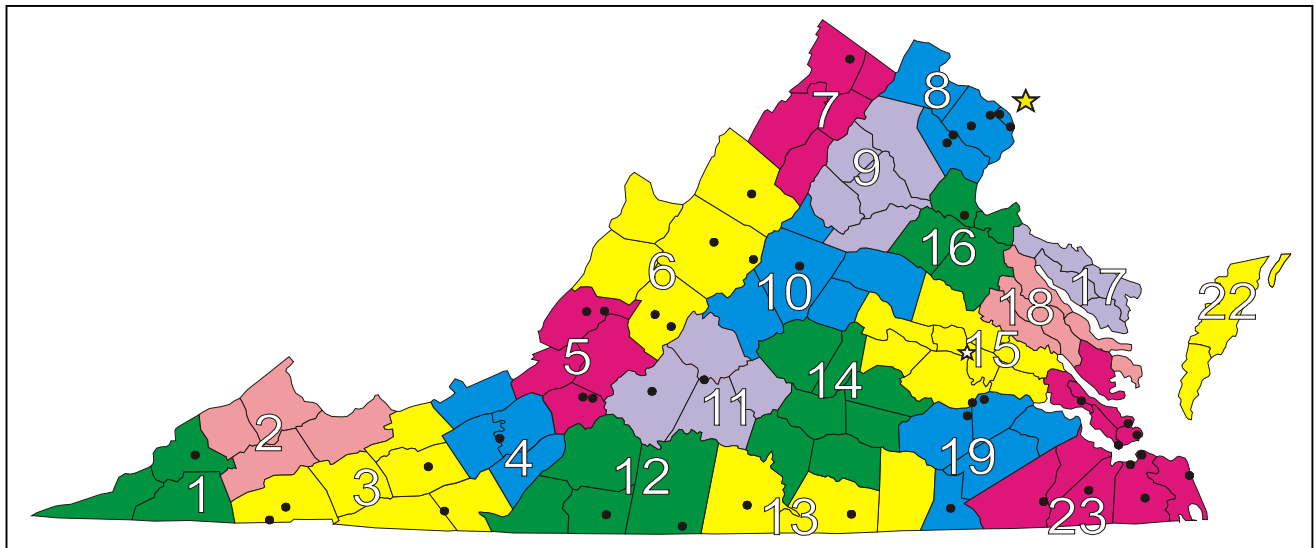


Table 9

1991 - 2001

Virginia Foreign Affiliated Announcements

Year	Employment	% of Year's Total	Investment (millions)	% of Year's Total	Announcements	% of Year's Total
1991	1,675	14.89%	\$118.68	20.26%	26	14.94%
New	807		\$50.00		8	
Expansion	868		\$68.68		18	
1992	770	5.50%	\$120.75	12.98%	26	14.86%
New	325		\$23.13		9	
Expansion	445		\$97.62		17	
1993	1,044	7.28%	\$202.63	20.55%	20	14.08%
New	599		\$42.25		9	
Expansion	445		\$160.38		11	
1994	1,000	6.25%	\$383.71	20.54%	25	11.11%
New	80		\$30.35		4	
Expansion	920		\$353.36		21	
1995	7,497	24.34%	\$1,662.38	28.26%	39	18.22%
New	5,360		\$1,314.80		14	
Expansion	2,137		\$347.58		25	
1996	3,735	15.46%	\$1,973.15	55.83%	34	16.83%
New	3,130		\$1,755.20		18	
Expansion	605		\$217.95		16	
1997	3,691	13.46%	\$822.75	30.63%	67	19.82%
New	1,410		\$137.10		34	
Expansion	2,281		\$685.65		33	
1998	2,248	4.82%	\$258.48	11.42%	51	11.38%
New	1,135		\$95.05		23	
Expansion	1,113		\$163.43		28	
1999	4,653	10.05%	\$507.05	15.64%	65	14.91%
New	1,489		\$172.36		30	
Expansion	3,164		\$334.69		35	
2000	6,168	13.00%	\$2,182.28	34.02%	52	11.45%
New	1,931		\$136.82		18	
Expansion	4,237		\$2,045.46		34	
2001	3,386	9.01%	\$362.56	11.20%	53	12.50%
New	885		\$72.52		18	
Expansion	2,501		\$290.04		35	
Totals	29,699		\$6,412.14		406	

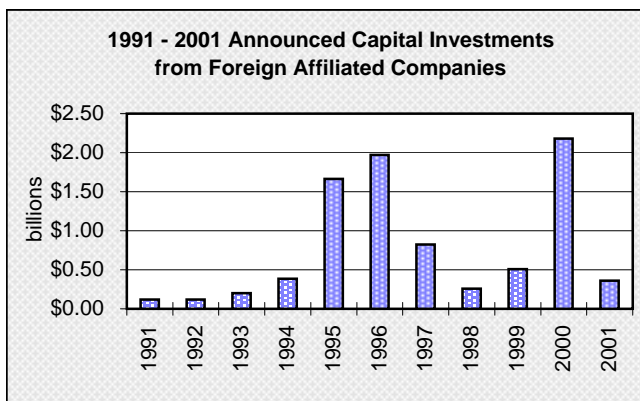
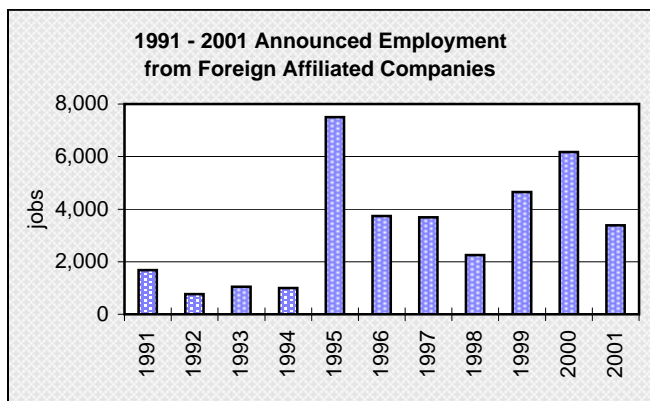


Table 10

2001**Virginia Foreign Affiliated Announcements by Country**

<i>Country</i>	<i>Employment</i>	<i>% of Total</i>	<i>Investment (millions)</i>	<i>% of Total</i>	<i>Announcements</i>	<i>% of Total</i>
Canada	534	15.77%	\$23.30	6.43%	8	15.09%
France	836	24.69%	\$77.50	21.38%	7	13.21%
Germany	444	13.11%	\$86.70	23.91%	15	28.30%
Greece	0	0.00%	\$4.50	1.24%	1	1.89%
Ireland	100	2.95%	\$0.00	0.00%	1	1.89%
Israel	255	7.53%	\$6.20	1.71%	2	3.77%
Italy	20	0.59%	\$0.00	0.00%	1	1.89%
Japan	196	5.79%	\$46.64	12.86%	7	13.21%
Netherlands	46	1.36%	\$6.67	1.84%	3	5.66%
South Korea	105	3.10%	\$0.00	0.00%	2	3.77%
Sweden	100	2.95%	\$10.00	2.76%	1	1.89%
Switzerland	700	20.67%	\$98.40	27.14%	2	3.77%
Taiwan	5	0.15%	\$2.65	0.73%	2	3.77%
United Kingdom	45	1.33%	\$0.00	0.00%	1	1.89%
Virginia Totals	3,386		\$362.56		53	

2001**Virginia Foreign Affiliated Announcements by NAICS Code**

<i>NAICS Major Grouping</i>	<i>Employment</i>	<i>% of Total</i>	<i>Investment (millions)</i>	<i>% of Total</i>	<i>Announcements</i>	<i>% of Total</i>
221 Utilities	25	0.74%	\$7.50	2.07%	1	1.89%
311 Food Products	175	5.17%	\$42.00	11.58%	2	3.77%
322 Paper	0	0.00%	\$2.10	0.58%	1	1.89%
325 Chemicals	110	3.25%	\$34.90	9.63%	5	9.43%
327 Stone, Clay, Glass	1	0.03%	\$4.64	1.28%	2	3.77%
331 Primary Metal Industries	53	1.57%	\$5.75	1.59%	2	3.77%
332 Fabricated Metal Products	25	0.74%	\$2.50	0.69%	1	1.89%
333 Machinery	370	10.93%	\$10.75	2.97%	4	7.55%
334 Computers & Electronics	1,160	34.26%	\$174.70	48.19%	6	11.32%
335 Electrical Equipment	0	0.00%	\$0.10	0.03%	1	1.89%
421 Distribution - Durables	160	4.73%	\$14.90	4.11%	6	11.32%
483 Water Transportation	260	7.68%	\$6.40	1.77%	2	3.77%
513 Telecommunications	563	16.63%	\$46.25	12.76%	7	13.21%
523 Securities & Commodities	21	0.62%	\$0.00	0.00%	1	1.89%
541 Technical Services	378	11.16%	\$6.07	1.67%	9	16.98%
551 Holding Companies	25	0.74%	\$1.50	0.41%	1	1.89%
561 Administrative Services	50	1.48%	\$0.50	0.14%	1	1.89%
811 Repair & Maintenance	10	0.30%	\$2.00	0.55%	1	1.89%
Virginia Totals	3,386		\$362.56		53	